

# LOW PASS FILTER

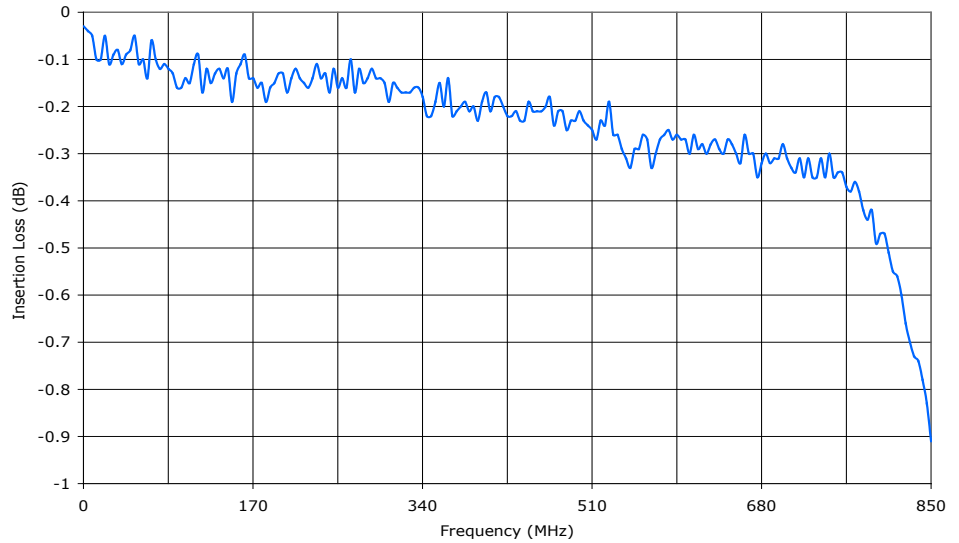
## PLUG-IN MODEL: FLP-850

CUT-OFF FREQUENCY

**F<sub>c</sub> = 850 MHz**

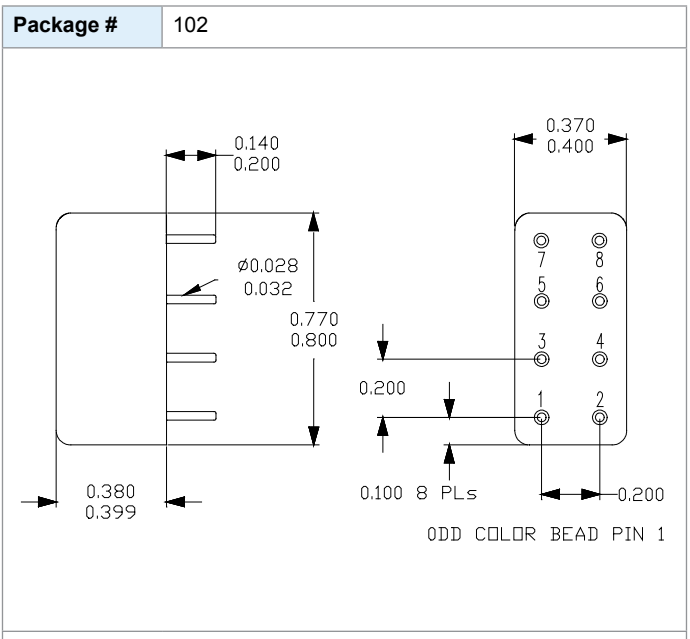
**FEATURES:**

- ▶ Low Loss
- ▶ Small Size
- ▶ High Rejection



**SPECIFICATIONS ( Rev. A 08/05/09 )**

<b>Passband</b>	DC - 780 MHz						
<b>3 dB Cut-off Frequency</b>	850 MHz						
<b>Passband Insertion Loss</b>	1.0 dB (Max.)						
<b>Stop Band Frequencies</b>	<table border="1"> <tr> <td>@ 1485 MHz</td> <td>35 dB (Min.)</td> </tr> <tr> <td>@ 1315 MHz</td> <td>23 dB (Min.)</td> </tr> <tr> <td>@ 1130 MHz</td> <td>20 dB (Min.)</td> </tr> </table>	@ 1485 MHz	35 dB (Min.)	@ 1315 MHz	23 dB (Min.)	@ 1130 MHz	20 dB (Min.)
@ 1485 MHz	35 dB (Min.)						
@ 1315 MHz	23 dB (Min.)						
@ 1130 MHz	20 dB (Min.)						
<b>Power Rating</b>	1 Watt (Max.)						
<b>Impedance</b>	50 Ohms (Nom.)						
<b>VSWR (Passband)</b>	1.7:1 dB (Typ.)						
<b>Operating Temperature Range</b>	-55 to +100 °C						



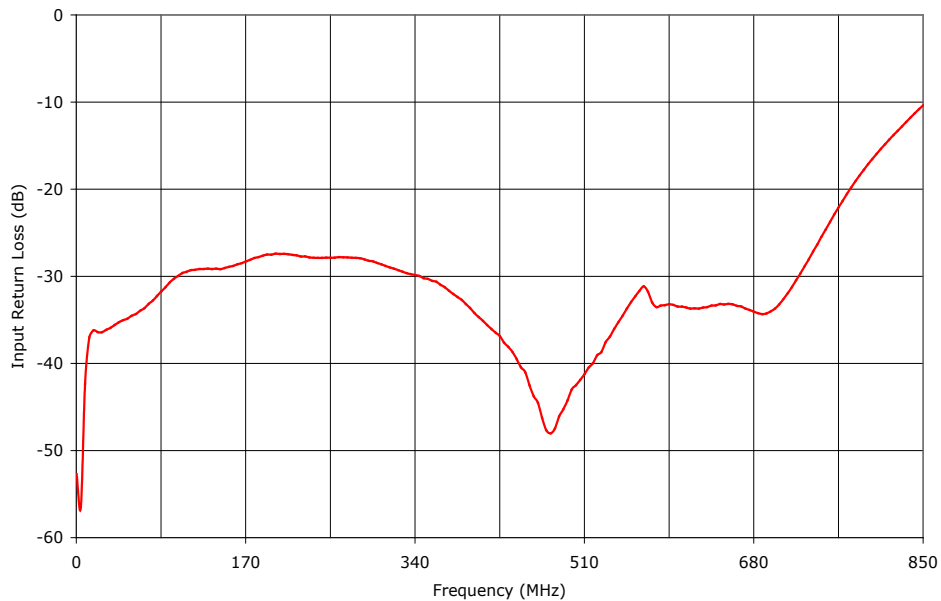
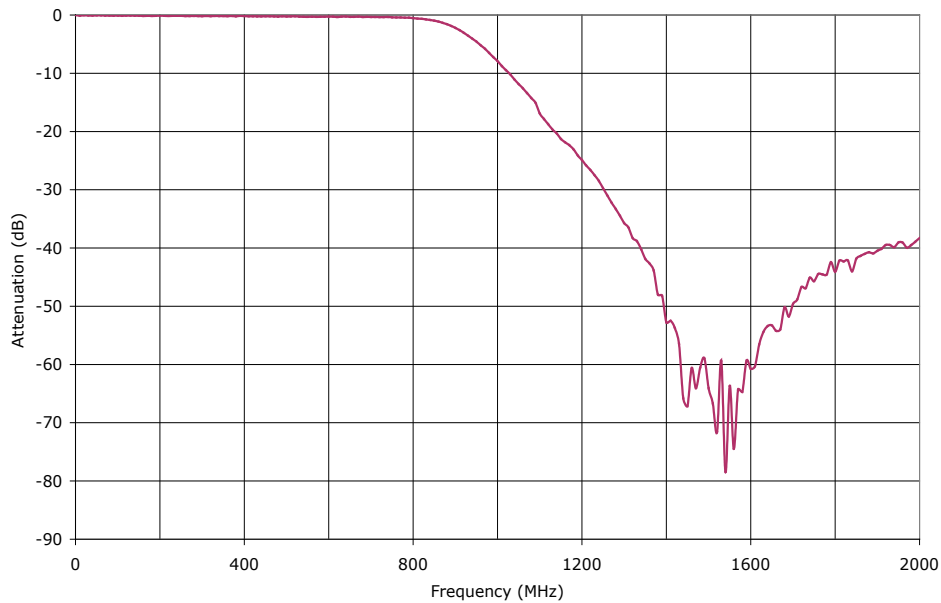
PORT CONFIGURATION		
Input	Output	Gnd.
1	8	All Other

# LOW PASS FILTER

## PLUG-IN MODEL: FLP-850

CUT-OFF FREQUENCY

$F_c = 850 \text{ MHz}$



PERFORMANCE PLOTS

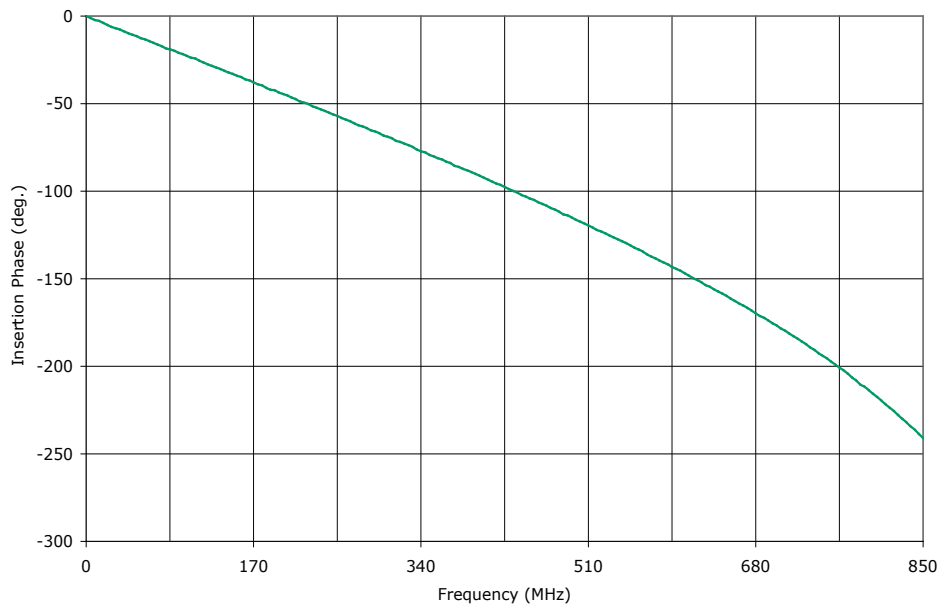
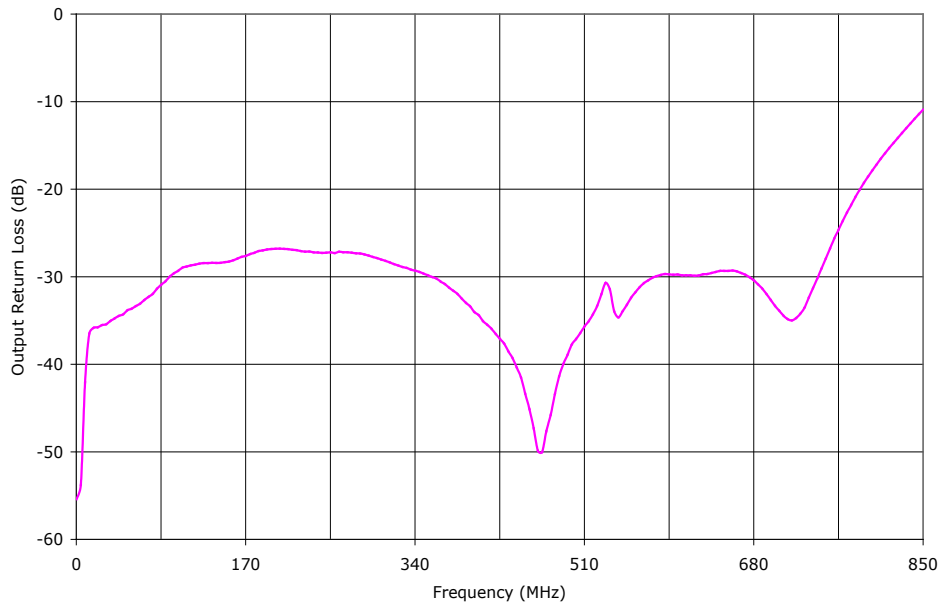
# LOW PASS FILTER

## PLUG-IN MODEL: FLP-850

CUT-OFF FREQUENCY

$F_c = 850$  MHz

PERFORMANCE PLOTS

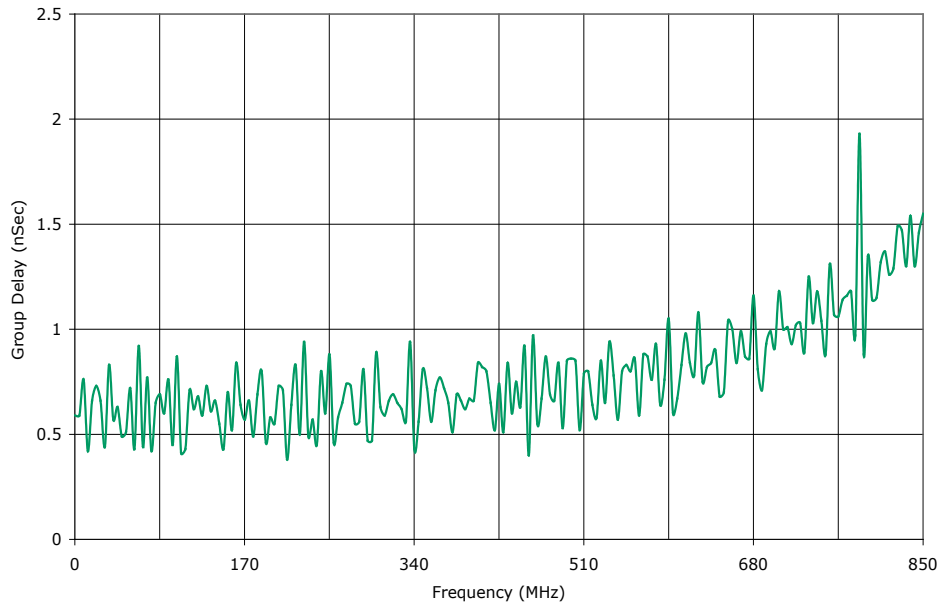


# LOW PASS FILTER

## PLUG-IN MODEL: FLP-850

CUT-OFF FREQUENCY

$F_c = 850 \text{ MHz}$



PERFORMANCE PLOTS