

FIXED FREQUENCY SYNTHESIZER

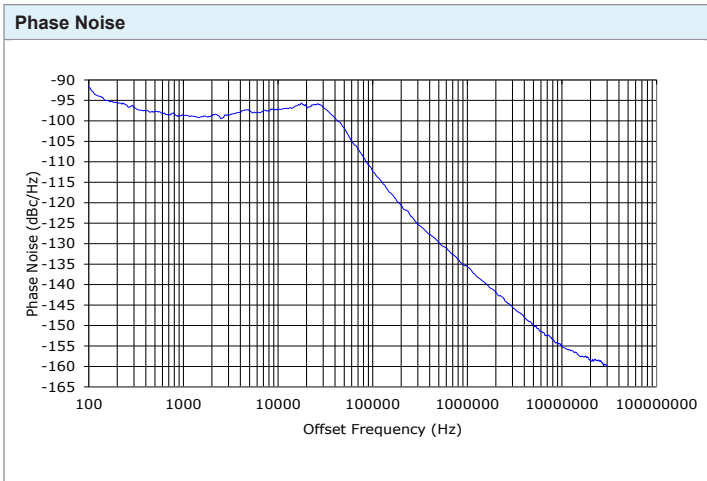

CONNECTORIZED MODEL: KLFCPH2070-10

FIXED FREQUENCY

2070 MHz

FEATURES:

- ▶ Exceptionally Low Phase Noise
- ▶ Small Size



SPECIFICATIONS (Rev. B 03/27/19)


Frequency	2070 MHz		
Reference Input Frequency	10 MHz		
Reference Input Voltage	1.0 V p-p to 3.3 V p-p		
Bias Voltage	Vcc	V (Vdc)	I (mA Max.)
	Vcc 1 (Digital)	+5	65
	Vcc 2 (VCO)	+5	40
	Vcc 3 (Converter)	+5	55
Voltage Levels (D0, D1, D2, D3)	0 / +5 Volts		
Output Power	+5 dBm (Min.)		
Spurious Suppression	75 dB (Typ.)		
Harmonic Suppression	25 dB (Typ.)		
Power Up Time *	90 mSec (Max.)		
Output Impedance	50 Ohms (Nom.)		
Typical Phase Noise	Offset	Phase Noise	
	@ 10 kHz	-96 dBc/Hz	
	@ 100 kHz	-110 dBc/Hz	
Operating Temperature Range	-40 to +85 °C		

* From stable power on to stable lock detect.

Absolute Maximum Ratings

Storage Temp. Range	-55 to +125 °C
Bias Voltage (Digital)	+5.25 V
Bias Voltage (Converter)	+8.0 V
Bias Voltage (VCO)	+5.5 V
DC Voltage Applied to RF Out	± 25 V

Copyright © Synergy Microwave Corporation
 201 McLean Boulevard • Paterson, New Jersey 07504 USA
 Tel: (973) 881-8800 • Fax: (973) 881-8361
 E-Mail: sales@synergymw.com • Website: <http://www.synergymw.com>
 Patents : <http://www.synergymw.com/patents>

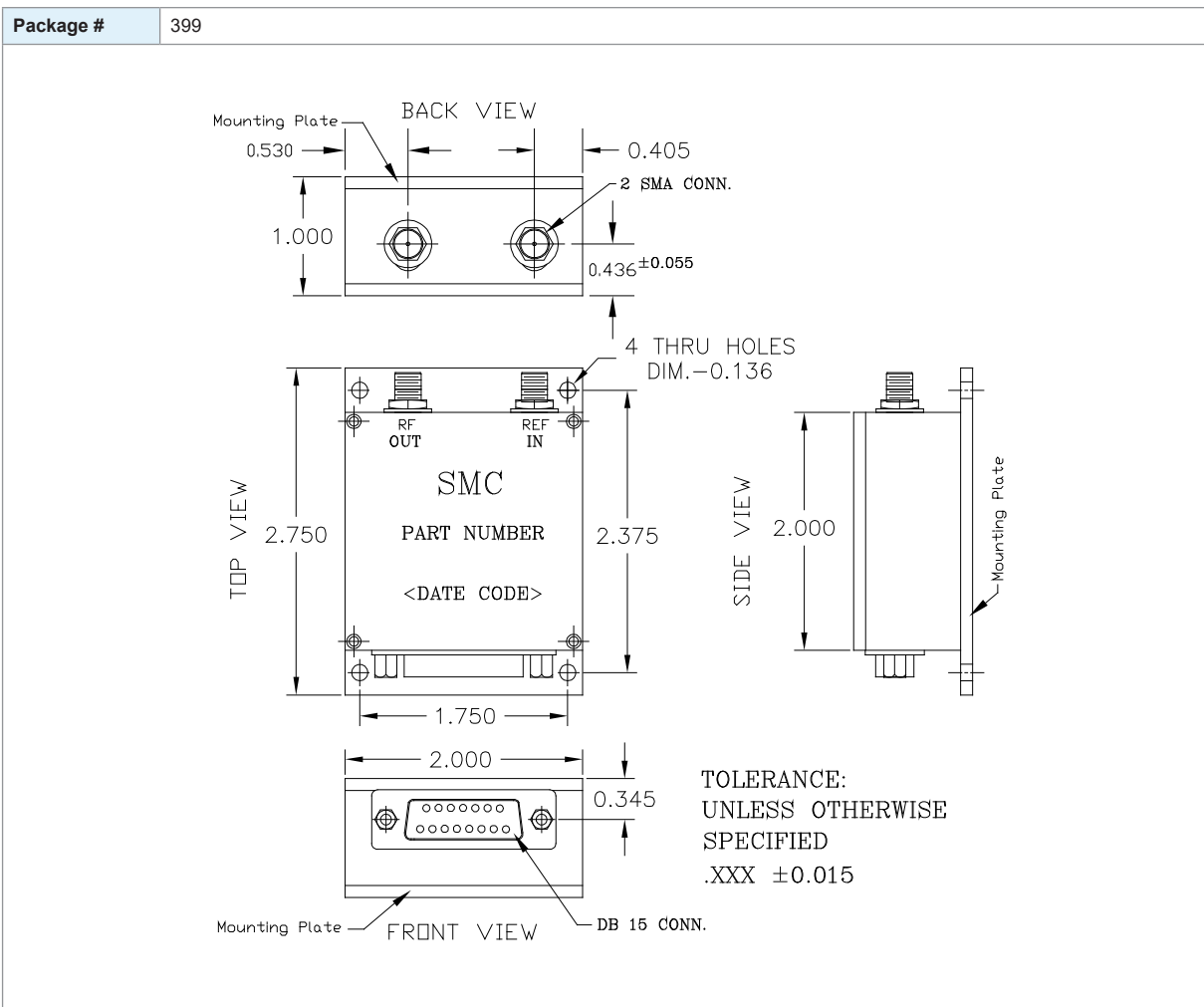


FIXED FREQUENCY SYNTHESIZER

CONNECTORIZED MODEL: KLFCPH2070-10

FIXED FREQUENCY

2070 MHz



Pin Configuration

Pin 1 - VCC1 (Digital)	Pin 5 - NC	Pin 9 - VCC3 (VCO)
Pin 2 - VCC2 (Vtune)	Pin 6 - NC	Pin 10 - Ground
Pin 3 - NC	Pin 7 - NC	Pin 11 - NC
Pin 4 - NC	Pin 8 - Lock Detect	Pin 12 - NC
		Pin 13 - NC
		Pin 14 - NC
		Pin 15 - Ground

Copyright © Synergy Microwave Corporation
 201 McLean Boulevard • Paterson, New Jersey 07504 USA
 Tel: (973) 881-8800 • Fax: (973) 881-8361
 E-Mail: sales@synergymwave.com • Website: <http://www.synergymwave.com>
 Patents : <http://www.synergymwave.com/patents>

