


180° HYBRID CONNECTORIZED MODEL: DJK-2120

WIDE BANDWIDTH

20 - 1200 MHz

FEATURES:

- ▶ Wide Bandwidth
- ▶ Closely Controlled Phase/Amplitude Unbalance
- ▶ Small Size, Surface Mount
- ▶ RoHS Compliant



SPECIFICATIONS (Rev. A 10/17/13)

Frequency	20 - 1200 MHz		
Insertion Loss (dB) *	Freq. (MHz)	(Typ.)	(Max.)
	20-200	1.2	1.5
	200-600	0.9	1.3
	500-1200	1.2	1.6
Amplitude Unbalance (dB)	Freq. (MHz)	(Typ.)	(Max.)
	20-200	0.3	0.6
	200-600	0.4	0.6
	500-1200	0.4	0.6
Phase Unbalance	Freq. (MHz)	(Typ.)	(Max.)
	20-200	1.0°	3.0°
	200-600	2.0°	4.0°
	500-1200	2.0°	4.0°
Isolation (dB)	Freq. (MHz)	(Typ.)	(Max.)
	20-200	26	20
	200-600	30	20
	500-1200	25	18
Input Power Rating	1 Watt (Max.)		
Impedance	50 Ohms (Nom.)		
VSWR	1.3:1 (Typ.)		
Operating Temperature Range	-40 to +85 °C		

* Insertion loss in excess of the theoretical 3 dB coupling.

Package #	110LF		
------------------	-------	--	--

All Dimensions in inches (mm)
Tolerances: 2 PL. ±0.030 inch. (0.762mm)
3 PL. ±0.015 inch. (0.381mm)

A	- 1.250 inch. (31.75 mm)
B	- 1.250 inch. (31.75 mm)
C	- 0.750 inch. (19.05 mm)
D	- 0.375 inch. (9.525 mm)
E	- 1.000 inch. (25.4 mm)
F	- 1.000 inch. (25.4 mm)
G	- ∅0.136 inch. (3.45 mm)
H	- 0.625 inch. (15.875 mm)
I	- 0.625 inch. (15.875 mm)

Port Configuration			
Input	0° Output (C)	180° Output (D)	GND.
3	1	2	All Other

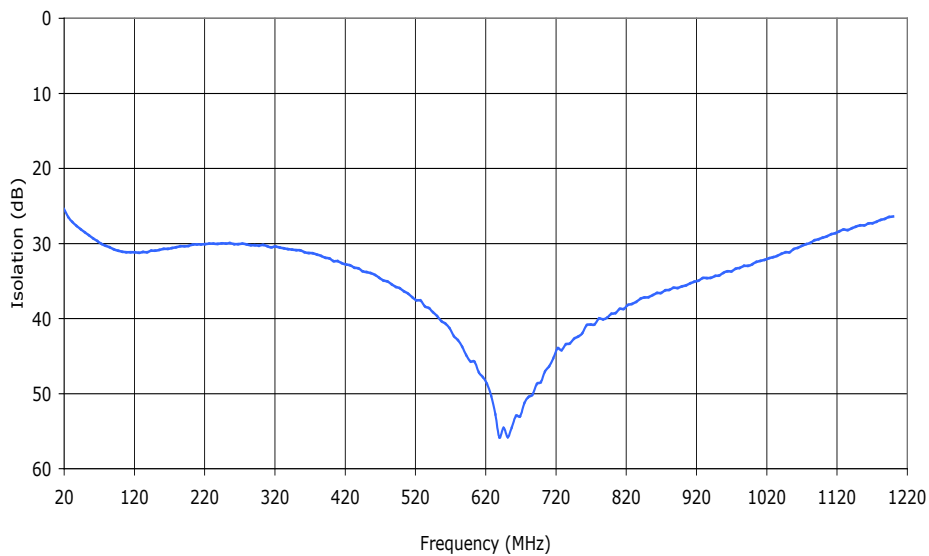
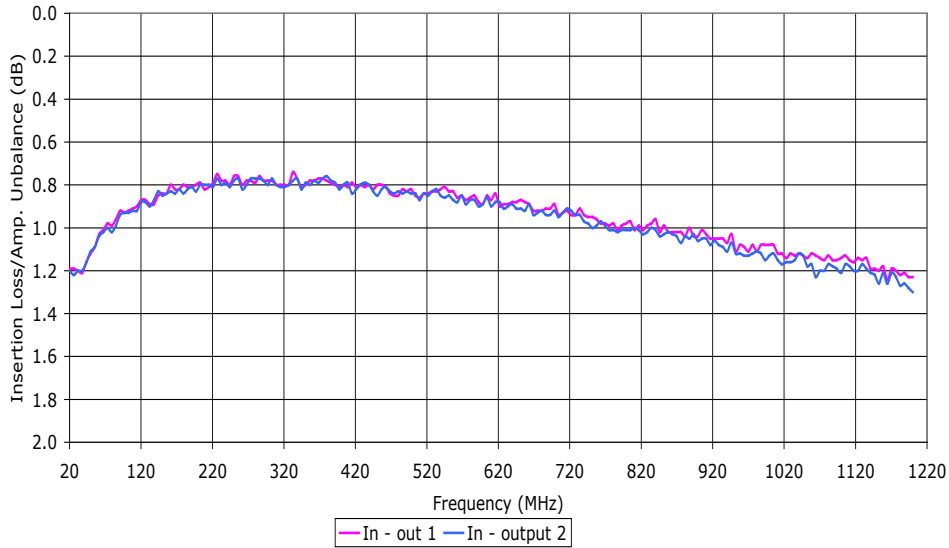
180° HYBRID CONNECTORIZED MODEL: DJK-2120

WIDE BANDWIDTH

20 - 1200 MHz

Data @ 25°C

Loss is in excess of theoretical 3 dB coupling loss.



PERFORMANCE PLOTS

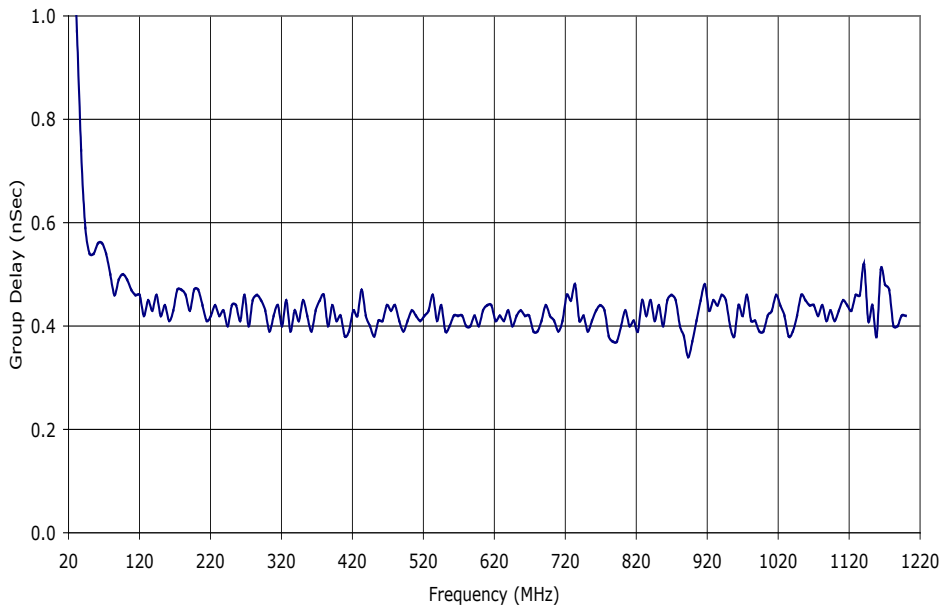
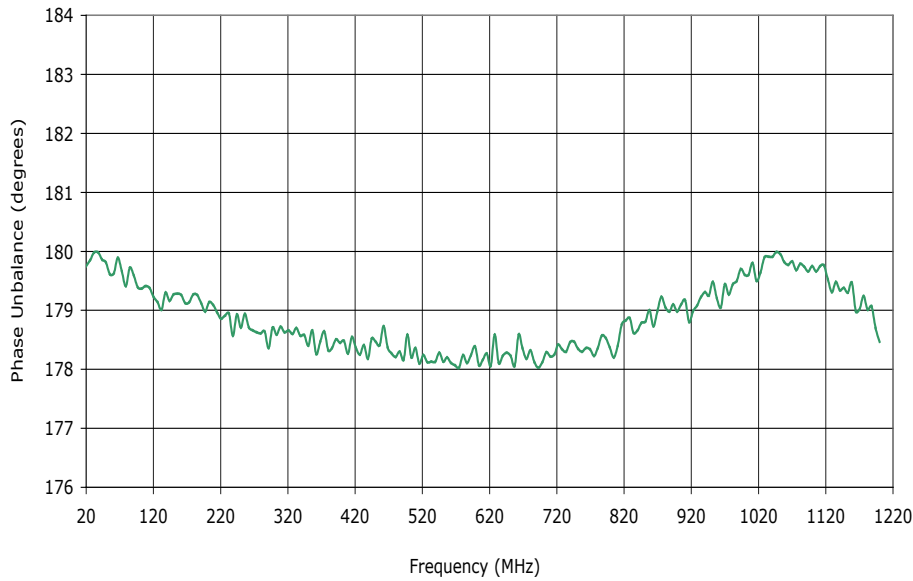
180° HYBRID

CONNECTORIZED MODEL: DJK-2120

WIDE BANDWIDTH

20 - 1200 MHz

Data @ 25°C



PERFORMANCE PLOTS

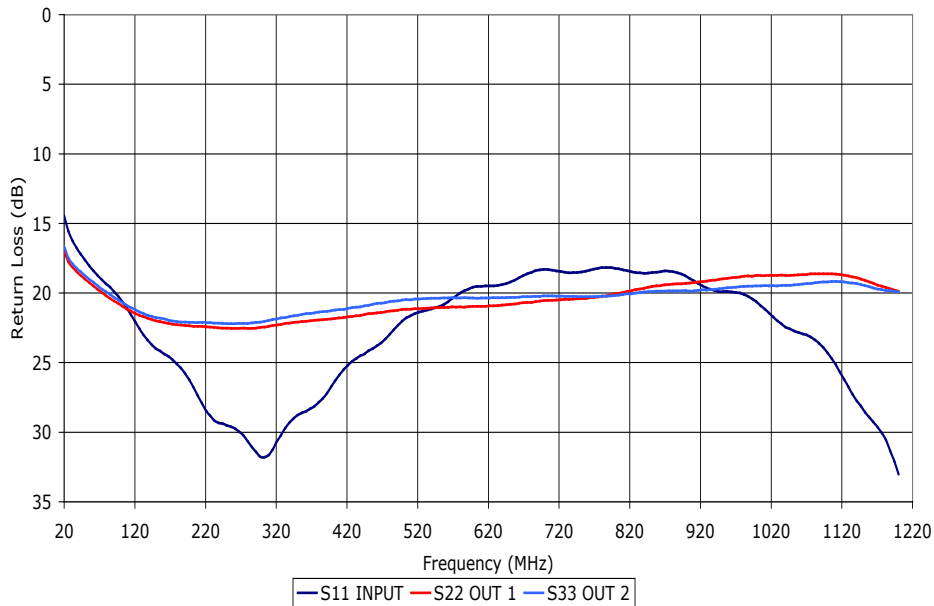
180° HYBRID

CONNECTORIZED MODEL: DJK-2120

WIDE BANDWIDTH

20 - 1200 MHz

Data @ 25°C



PERFORMANCE PLOTS