

90° HYBRID


SURFACE MOUNT MODEL: SLQ-K07

FREQUENCY BANDWIDTH

225 - 400 MHz

FEATURES:

- ▶ Excellent Performance
- ▶ Small Size, Surface Mount
- ▶ Building Block For:
 - Power Amplifiers
 - Image Rejection Mixers
 - I & Q / SSB Modulators
 - Phase Shifters & More...



SPECIFICATIONS (Rev. F 09/18/18)

Frequency	225 - 400 MHz	
Insertion Loss (dB) *	Typ. 0.4	Max. 0.8
Amplitude Unbalance	Typ. 0.6	Max. 1.2
Phase Unbalance	Typ. 1°	Max. 4°
Isolation (dB)	Typ. 18	Min. 15
Input Power	1 Watt (Max.)	
Impedance	50 Ohms (Nom.)	
VSWR	1.40:1 (Typ.)	
Operating Temperature Range	-40 to +85 °C	
Storage Temperature Range	-55 to +100 °C	

* Insertion loss is the average loss of the 2 coupling values in excess of the theoretical 3 dB coupling.

Package #	159LF
------------------	--------------

TOP VIEW

SIDE VIEW

BOTTOM VIEW

LAYOUT FOR PRINTED CIRCUIT DESIGN

REL-PRO PATENT NO. 7,612,296

TOLERANCES ON THREE DECIMAL PLACES= ± 0.015
PACKAGE MONTING: SEE APPLICATION NOTES AN7200 & AN7301

Port Configuration				
Input	Isolated*	+90° Output	0° Output	GND.**
6	5	1	2	3,4

* Terminate ISOLATED port in 50 Ohms EXTERNALLY.
** Ground Externally

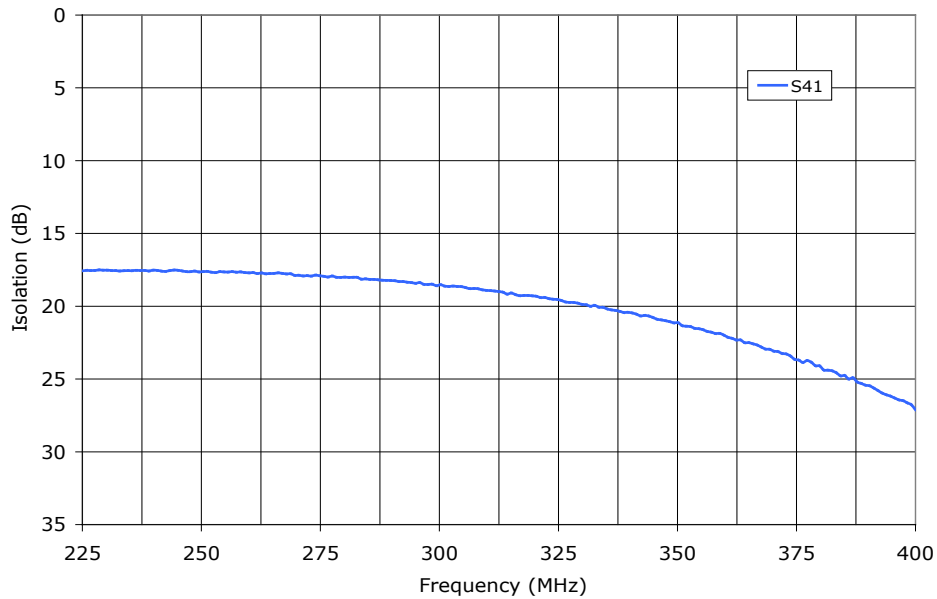
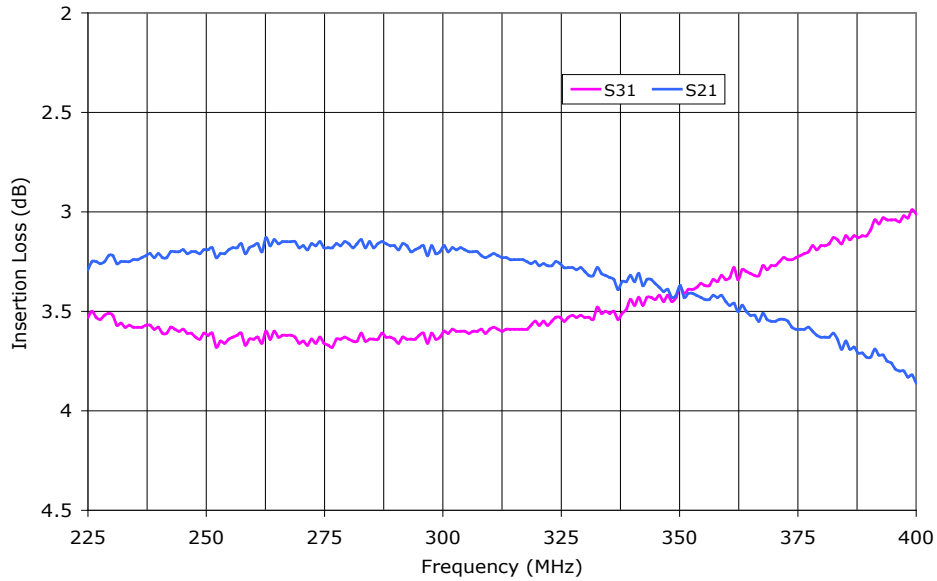
90° HYBRID

SURFACE MOUNT MODEL: SLQ-K07

FREQUENCY BANDWIDTH

225 - 400 MHz

Data @ 25°C



PERFORMANCE PLOTS

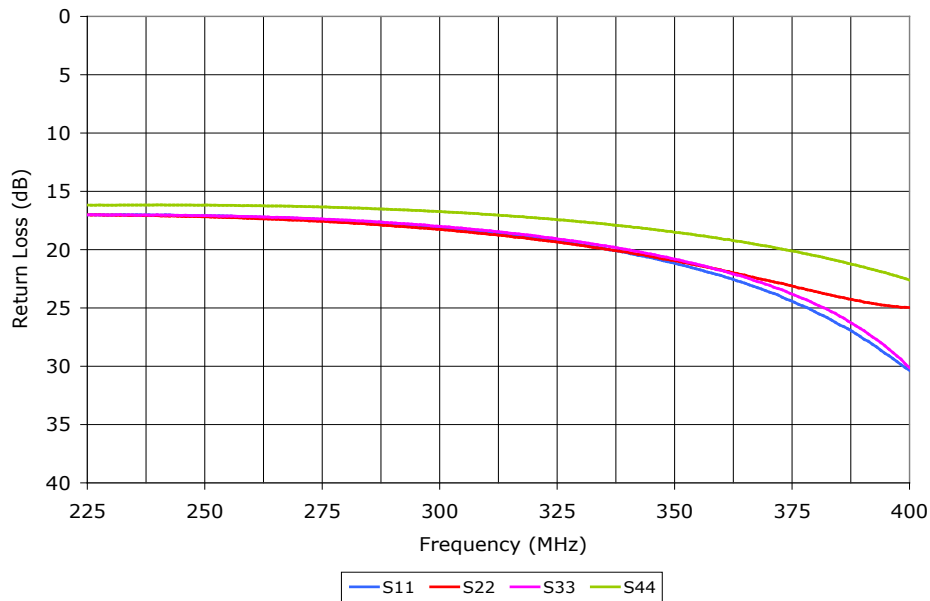
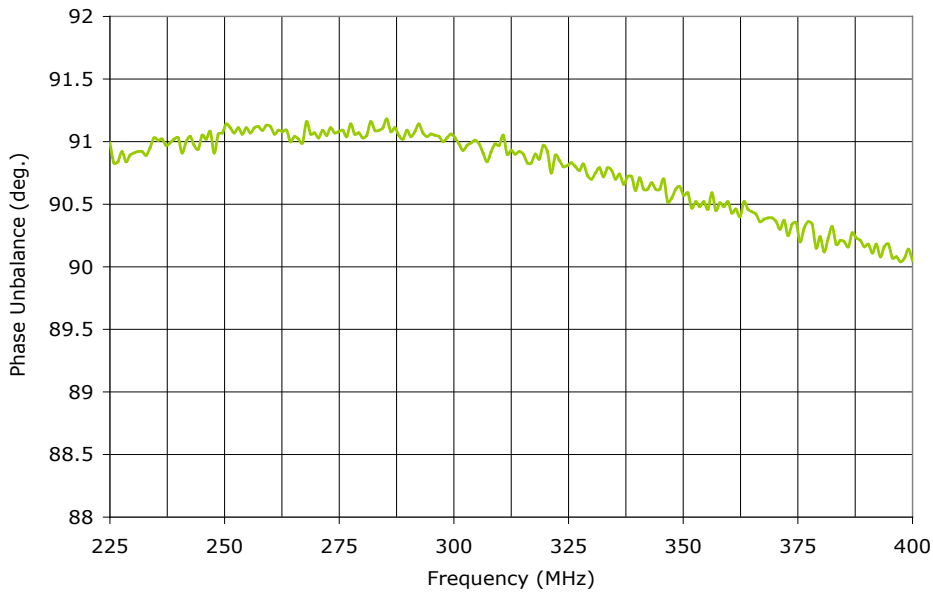
90° HYBRID

SURFACE MOUNT MODEL: SLQ-K07

FREQUENCY BANDWIDTH

225 - 400 MHz

Data @ 25°C



PERFORMANCE PLOTS

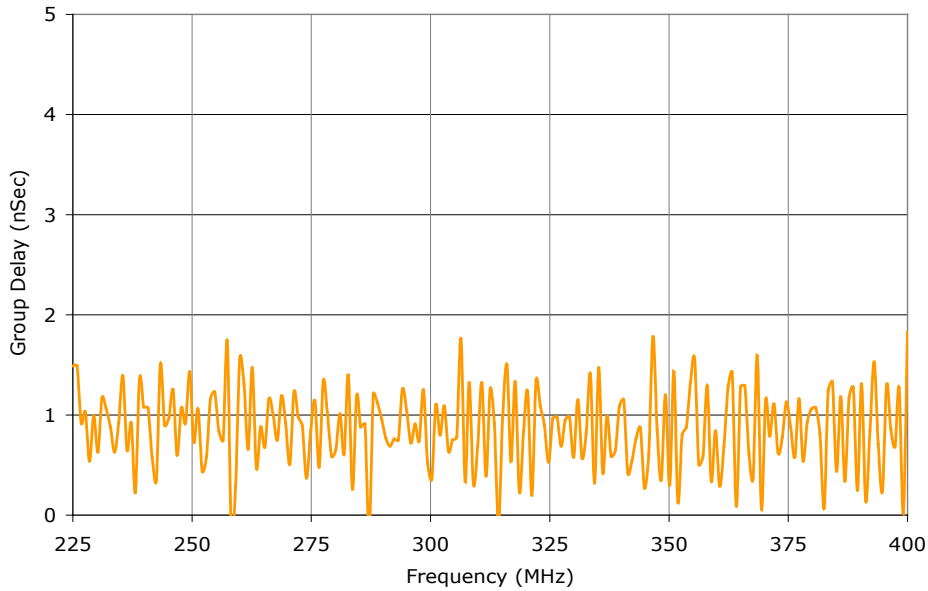
90° HYBRID

SURFACE MOUNT MODEL: SLQ-K07

FREQUENCY BANDWIDTH

225 - 400 MHz

Data @ 25°C



PERFORMANCE PLOTS