


REFERENCE PHASE LOCKED TRANSLATOR CONNECTORIZED MODEL: KFCTS2000-100-5

FIXED FREQUENCY

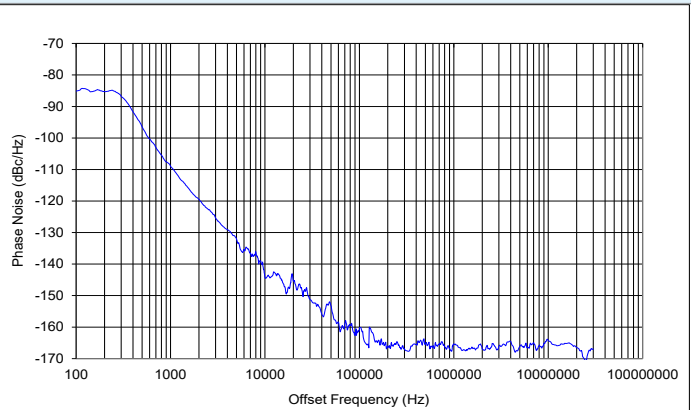
2000 MHz

FEATURES:

- ▶ Ultra-Low Phase Noise
- ▶ No Programming Required
- ▶ Patented REL-PRO Technology



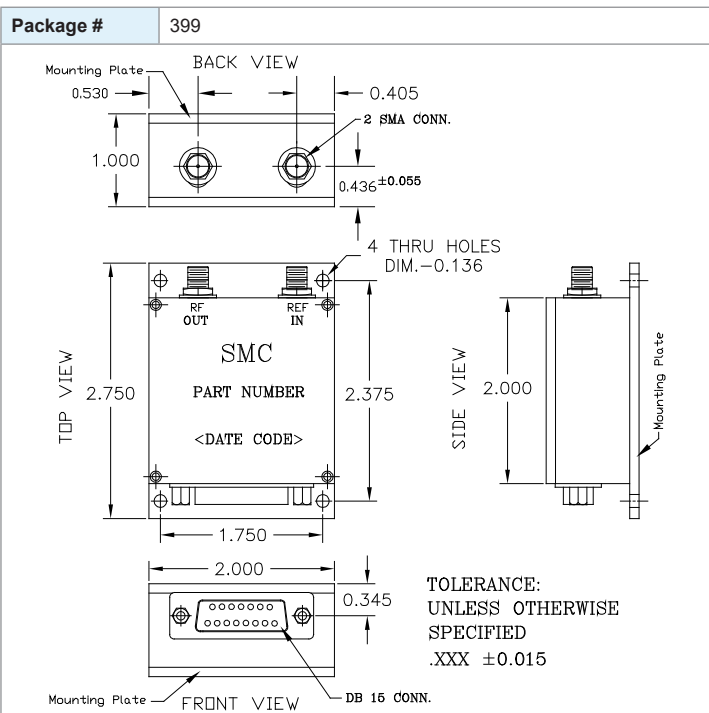
Phase Noise (Measured with Agilent E5052A or R&S FSUP-26/27)



SPECIFICATION (Rev A 11/30/23)

Frequency	2000 MHz		
Reference Input Frequency	100 MHz ¹		
Reference Input Voltage	1.0 to 3.3 V p-p		
Bias Voltage	Vcc	V (Vdc)	I (mA Max.)
	Digital	+5	25
	Tune	+12	10
	VCO	+5	100
Output Power	+5 dBm (Min.)		
Spurious Suppression	80 dB (Typ.)		
Sub-Harmonic Suppression	20 dB (Typ.)		
Harmonic Suppression	20 dB (Typ.)		
Output Impedance	50 Ohms (Nom.)		
Lock Detect Indicator	CMOS 3.3 V		
Typical Phase Noise	Offset	Phase Noise	
	@ 100 Hz	-80 dBc/Hz	
	@ 1 kHz	-105 dBc/Hz	
	@ 10 kHz	-135 dBc/Hz	
	@ 100 kHz	-158 dBc/Hz	
	@ 1 MHz	-165 dBc/Hz	
Operating Temperature Range	-20 to +70 °C		

¹ External 100 MHz reference sources should have phase noise better than -138 dBc/Hz @ 50 Hz offset to achieve published specifications.



Absolute Maximum Ratings

Storage Temp. Range	-40 to +85 °C
Bias Voltage (Digital)	+5.25 V
Bias Voltage (Tune)	+13.0 V
Bias Voltage (VCO)	+5.5 V

Patent : <http://www.synergymwave.com/patents>

PORT CONFIGURATION	
Pin 1 - Vcc (Digital)	Pin 10, 15 - GND
Pin 2 - Vcc (Tune)	Pin 11 to 14 - NC
Pin 3 to 7 - NC	
Pin 8 - Lock Detect Out *	NC - No Connection
Pin 9 - Vcc (VCO)	

* High when locked (source/sink 500 uA)

Copyright © Synergy Microwave Corporation
 201 McLean Boulevard • Paterson, New Jersey 07504 USA
 Tel: (973) 881-8800 • Fax: (973) 881-8361
 E-Mail: sales@synergymwave.com • Website: <http://www.synergymwave.com>
 Patents : <http://www.synergymwave.com/patents>



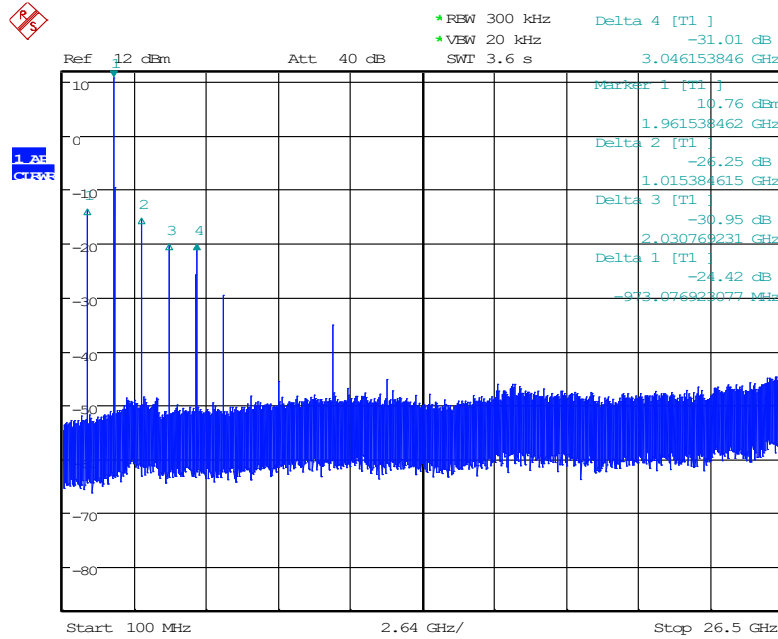
REFERENCE PHASE LOCKED TRANSLATOR CONNECTORIZED MODEL: KFCTS2000-100-5

FIXED FREQUENCY

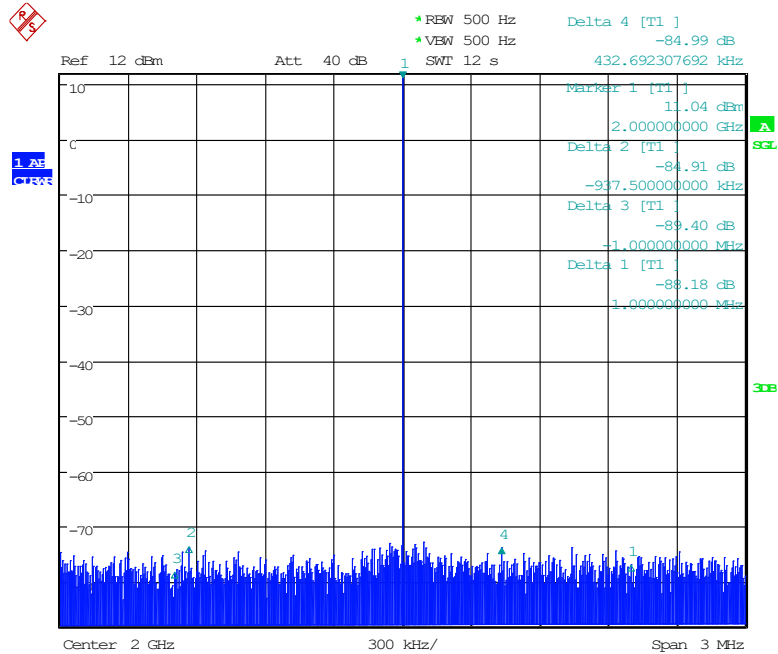
2000 MHz

HARMONIC SUPPRESSION

@ +25 °C



REFERENCE SIDEBAND SUPPRESSION



PERFORMANCE PLOTS

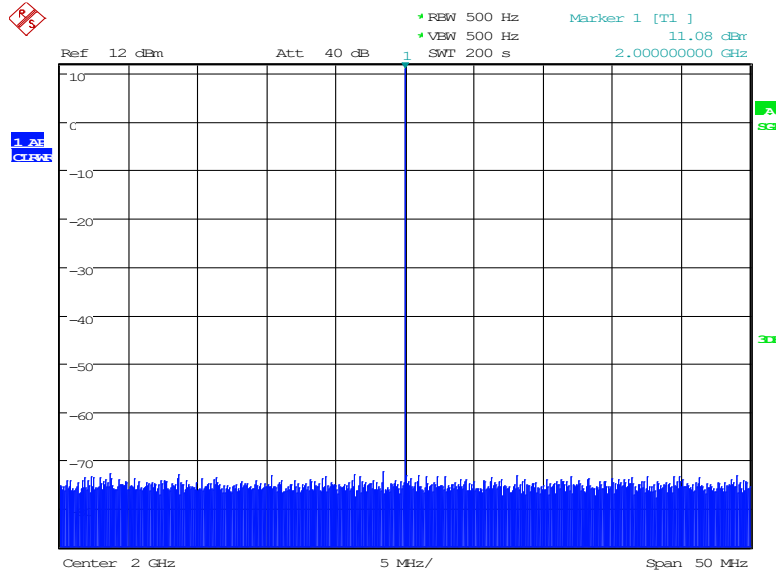
REFERENCE PHASE LOCKED TRANSLATOR CONNECTORIZED MODEL: KFCTS2000-100-5

FIXED FREQUENCY

2000 MHz

REFERENCE SIDEBAND SUPPRESSION

@ +25 °C



PERFORMANCE PLOTS