

2-WAY POWER DIVIDER

FLAT-PACK MODEL: DSF-105

WIDE BANDWIDTH

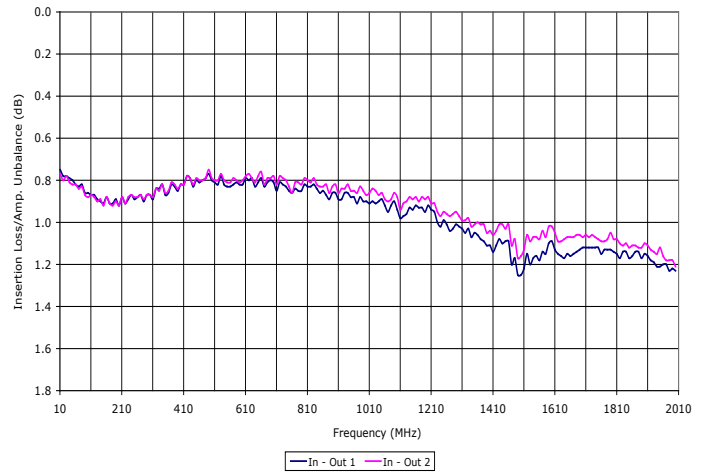

50 - 2000 MHz

FEATURES:

- ▶ Excellent Performance
- ▶ Wide Bandwidth
- ▶ Moderate Power

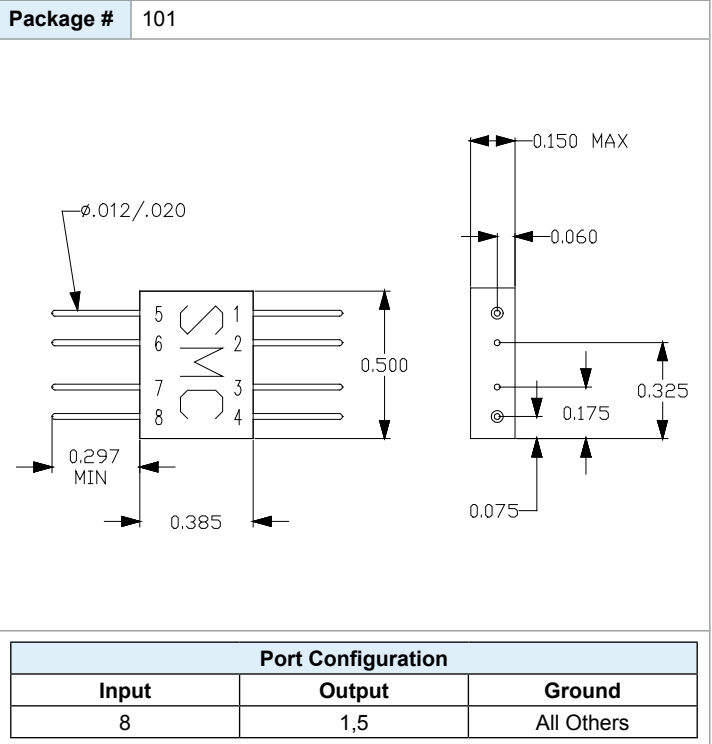
APPLICATIONS:

- ▶ Signal Splitting & Low Power Combining



SPECIFICATIONS (Rev. A 10/26/10)

| | | | |
|---|----------------|---------------|------|
| Frequency | 10 - 2000 MHz | | |
| Insertion Loss (dB) * | Freq. (MHz) | Typ. | Max. |
| | 10 - 100 | 0.9 | 1.2 |
| | 100 - 1000 | 0.9 | 1.5 |
| | 1000 - 2000 | 1.2 | 1.7 |
| Isolation (dB) | Freq. (MHz) | Typ. | Min. |
| | 10 - 100 | 25 | 20 |
| | 100 - 1000 | 23 | 18 |
| | 1000 - 2000 | 23 | 18 |
| Phase Unbalance | Freq. (MHz) | Typ. | Max. |
| | 10 - 100 | 0.1° | 2.0° |
| | 100 - 1000 | 0.5° | 4.0° |
| | 1000 - 2000 | 1.5° | 6.0° |
| Amplitude Unbalance (dB) | Freq. (MHz) | Typ. | Max. |
| | 10 - 100 | 0.01 | 0.2 |
| | 100 - 1000 | 0.04 | 0.4 |
| | 1000 - 2000 | 0.10 | 0.6 |
| Input Power ** | 3 Watt (Max.) | | |
| VSWR | Input | Output | |
| | 1.28:1 (Typ.) | 1.28:1 (Typ.) | |
| Impedance | 50 Ohms (Nom.) | | |
| Operating Temperature Range | -55 to +85 °C | | |
| * Above 3.0 dB theoretical split loss. | | | |
| ** Handling power applies to splitter mode and assumes ideal 50 Ohms impedance matching on all ports. | | | |



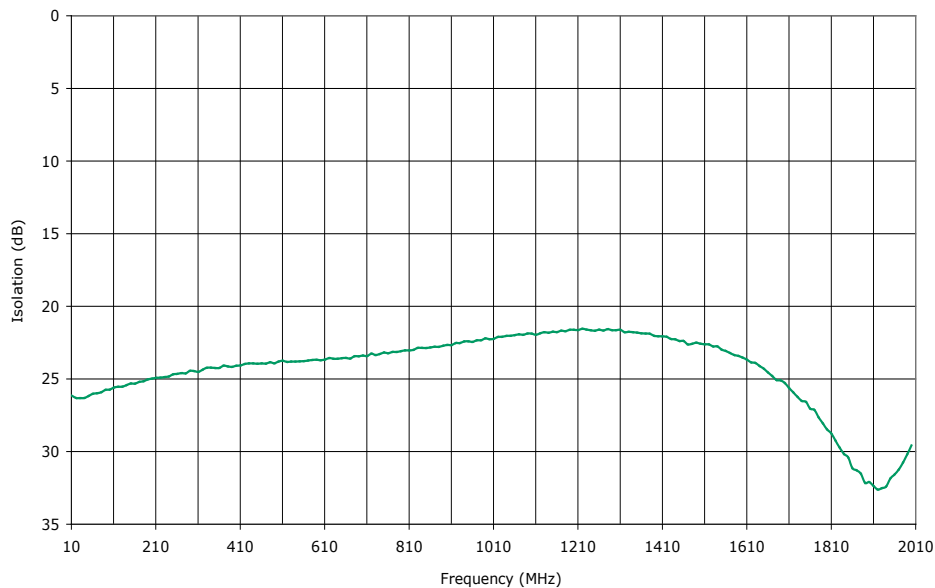
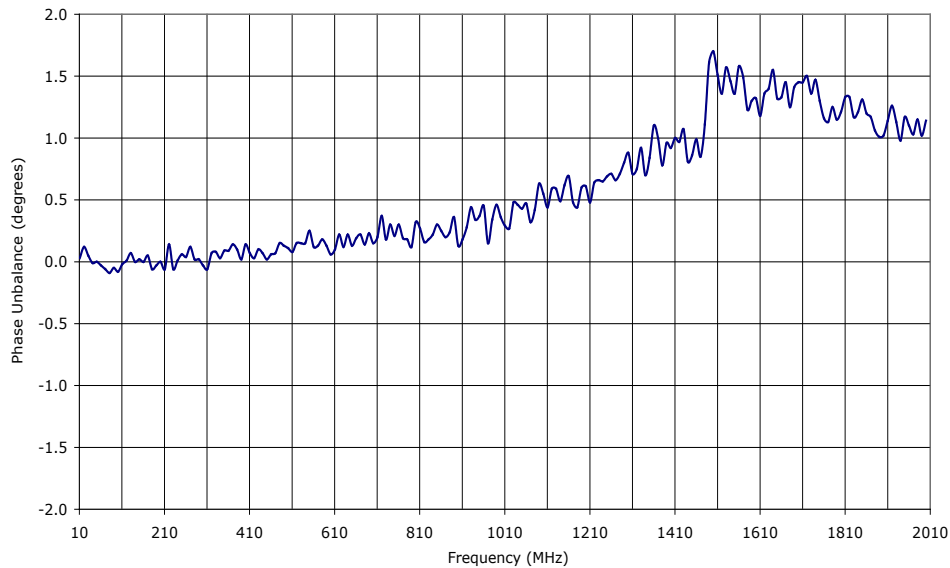
2-WAY POWER DIVIDER

FLAT-PACK MODEL: DSF-105

WIDE BANDWIDTH

50 - 2000 MHz

Data @ 25°C



PERFORMANCE PLOTS

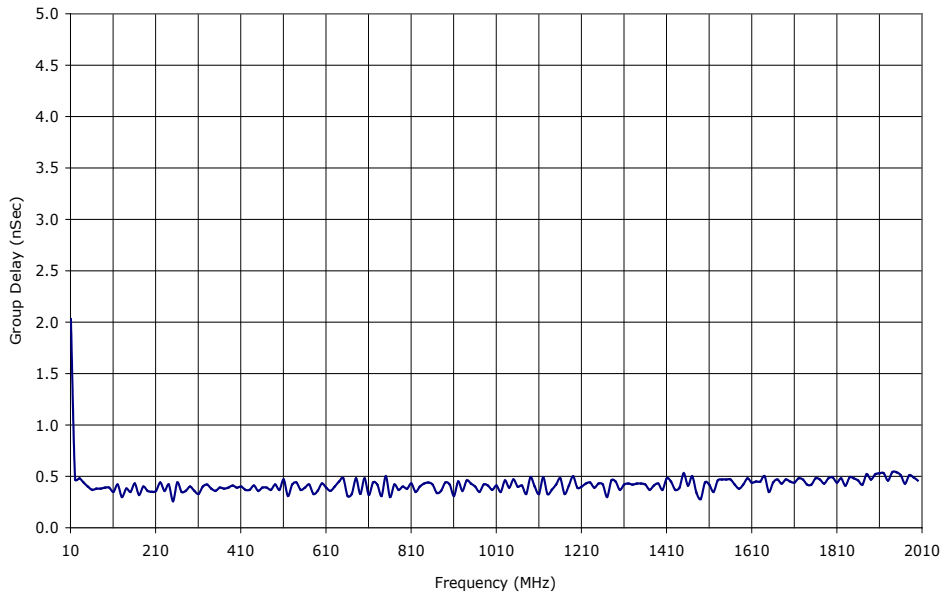
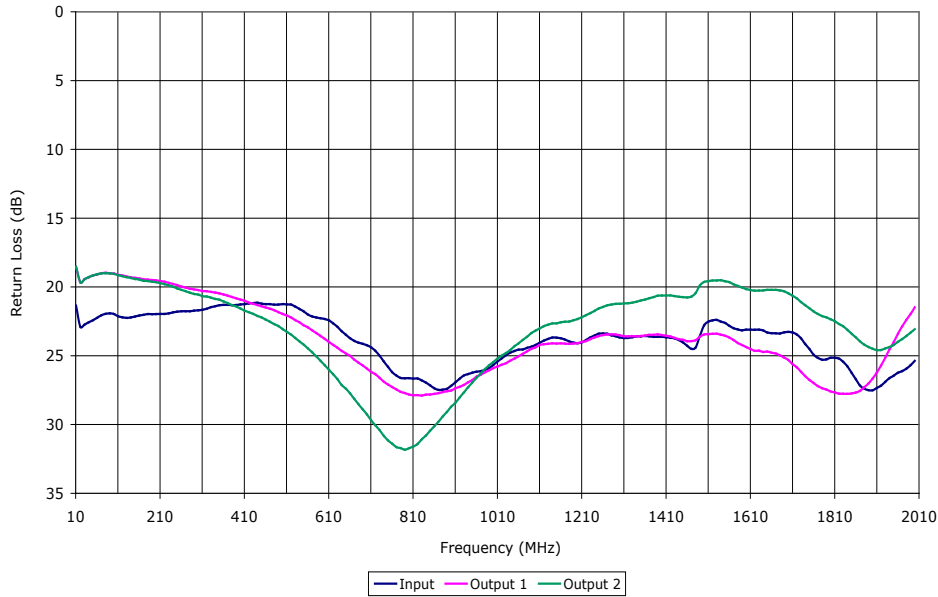
2-WAY POWER DIVIDER

FLAT-PACK MODEL: DSF-105

WIDE BANDWIDTH

50 - 2000 MHz

Data @ 25°C



PERFORMANCE PLOTS