

2-WAY POWER DIVIDER

CONNECTORIZED MODEL: DSK-709S

WIDE BANDWIDTH

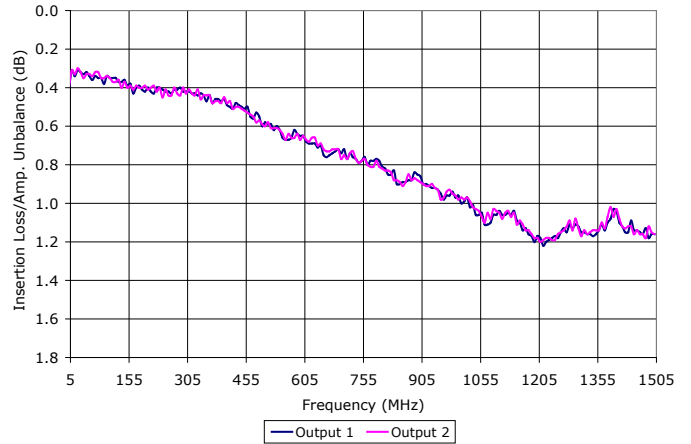

5 - 1500 MHz

FEATURES:

- ▶ Excellent Performance
- ▶ Low Power

APPLICATIONS:

- ▶ Signal Splitting & Low Power Combining



SPECIFICATIONS (Rev. B 08/16/17)

Frequency	5 - 1500 MHz		
Insertion Loss (dB)¹	Freq. (MHz)	Typ.	Max.
	5 - 50	0.2	0.5
	50 - 750	0.8	1.1
	750 - 1500	1.2	1.5
Isolation (dB)	Freq. (MHz)	Typ.	Min.
	5 - 50	27	23
	50 - 750	27	23
	750 - 1500	27	23
Phase Unbalance (Deg.)	Freq. (MHz)	Typ.	Max.
	5 - 50	0.3	2.0
	50 - 750	0.8	2.0
	750 - 1500	1.0	3.0
Amplitude Unbalance (dB)	Freq. (MHz)	Typ.	Max.
	5 - 50	0.03	0.20
	50 - 750	0.03	0.25
	750 - 1500	0.03	0.30
VSWR	1.4:1 (Typ.)		
Input Power ²	1 Watt (Max.)		
Operating Temperature Range	-40 to +85 °C		
¹ Insertion loss is above the theoretical 3.0 dB splitting loss.			
² Handling power applies to splitter mode and assumes ideal 50 Ohms impedance matching on all ports.			

Package # 110LF

All Dimensions in inches (mm)

Tolerances: 2 PL.±0.030 inch. (0.762mm)
3 PL.±0.015 inch. (0.381mm)

Port Configuration	
Input	Output
2	1,3

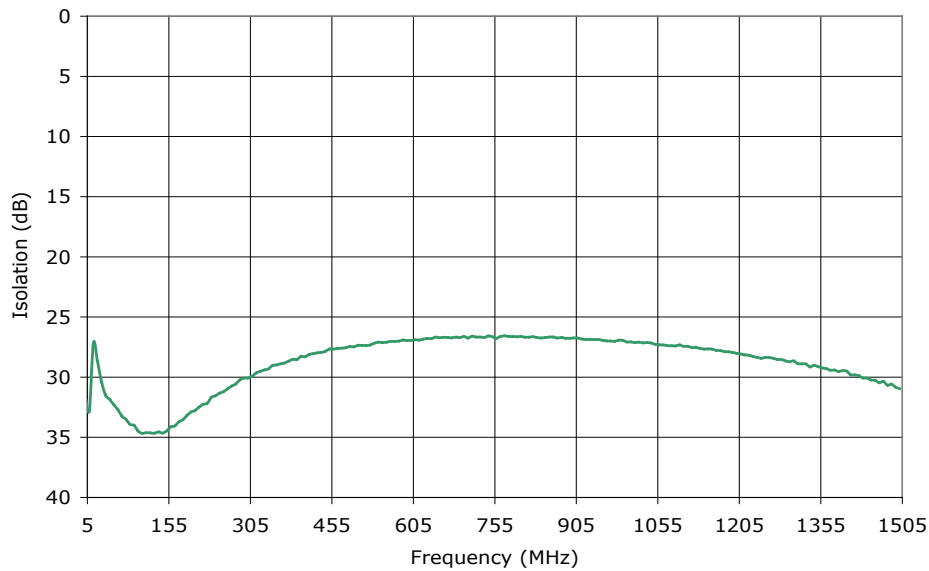
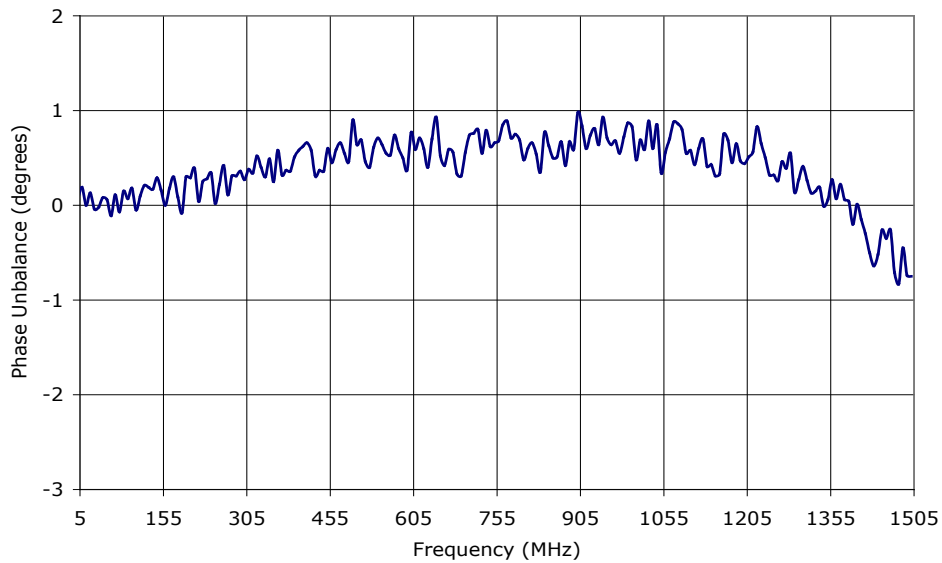
2-WAY POWER DIVIDER

CONNECTORIZED MODEL: DSK-709S

WIDE BANDWIDTH

5 - 1500 MHz

PERFORMANCE PLOTS



Copyright © Synergy Microwave Corporation

201 McLean Boulevard • Paterson, New Jersey 07504 • Tel: (973) 881-8800 • Fax: (973) 881-8361
E-Mail: sales@synergymw.com • World Wide Web: <http://www.synergymw.com>



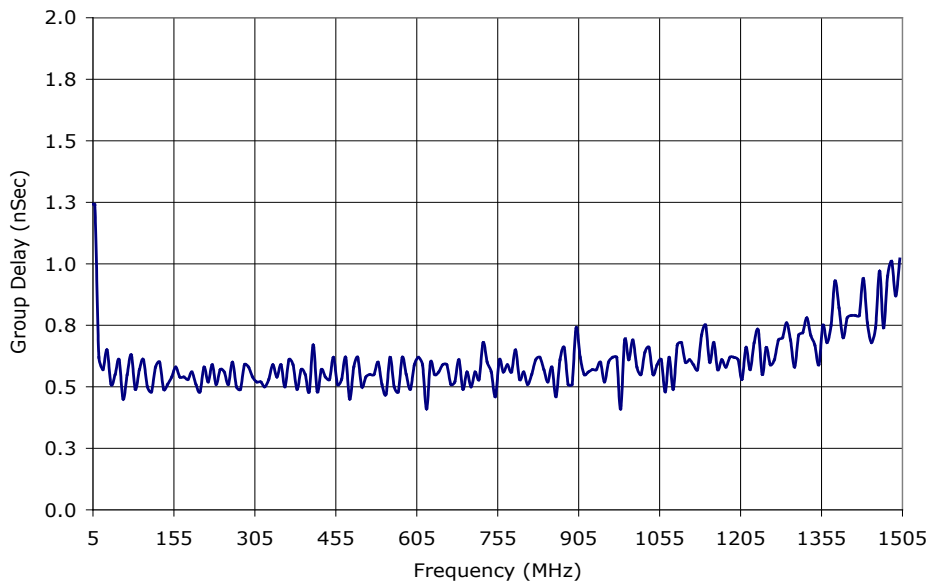
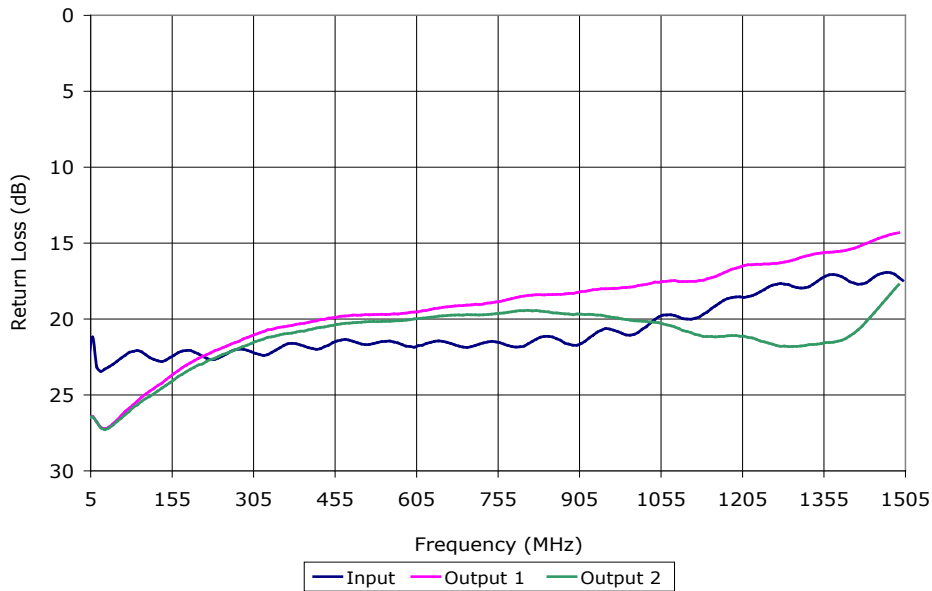
2-WAY POWER DIVIDER

CONNECTORIZED MODEL: DSK-709S

WIDE BANDWIDTH

5 - 1500 MHz

PERFORMANCE PLOTS



Copyright © Synergy Microwave Corporation

201 McLean Boulevard • Paterson, New Jersey 07504 • Tel: (973) 881-8800 • Fax: (973) 881-8361
E-Mail: sales@synergymw.com • World Wide Web: <http://www.synergymw.com>

