

2-WAY POWER DIVIDER

SURFACE MOUNT MODEL: SDL-2

WIDE BANDWIDTH

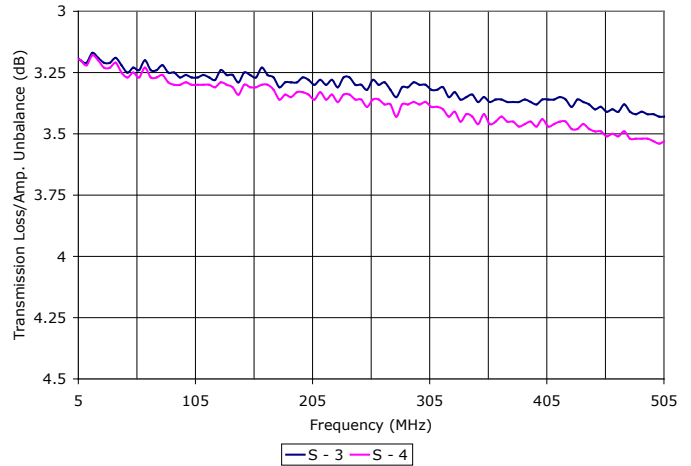

5 - 500 MHz

FEATURES:

- ▶ Excellent Performance
- ▶ Wide Bandwidth
- ▶ Small Size, Surface Mount
- ▶ Moderate Power
- ▶ REL-PRO® Patented Technology
- ▶ Lead Free RoHS Compliant

APPLICATIONS:

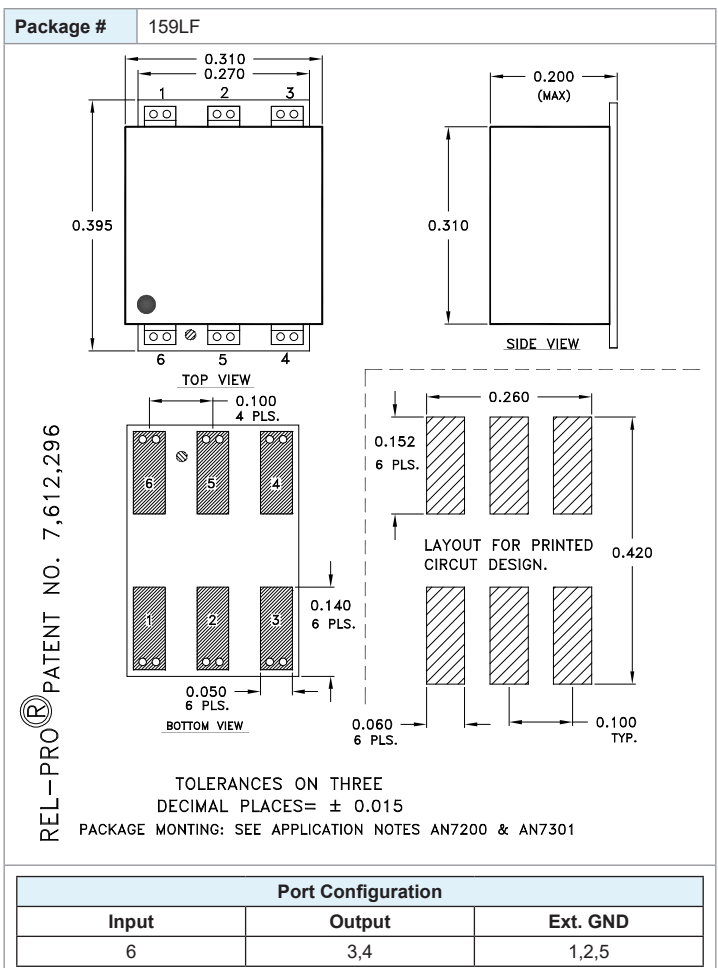
- ▶ Signal Splitting & Low Power Combining



SPECIFICATIONS (Rev. C 02/27/20)

Frequency	5 - 500 MHz		
Insertion Loss (dB) ¹	Freq. (MHz)	Typ.	Max.
	5-50	0.4	0.7
	50-200	0.5	0.8
	250-500	0.6	1.0
Isolation (dB)	Freq. (MHz)	Typ.	Min.
	5-50	25	20
	50-200	30	20
	250-500	25	20
Phase Unbalance	Freq. (MHz)	Deg. (Max.)	
	5-50	3	
	50-200	4	
	250-500	5	
Amplitude Unbalance	Freq. (MHz)	dB (Max.)	
	5-50	0.4	
	50-200	0.4	
	250-500	0.6	
Input Power ²	1 Watt (Max.)		
Impedance	50 Ohms (Nom.)		
Operating Temperature Range	-40 to +85 °C		

¹ Insertion loss is above the theoretical 3.0 dB splitting loss.
² Handling power applies to splitter mode and assumes ideal 50 Ohms impedance matching on all ports.



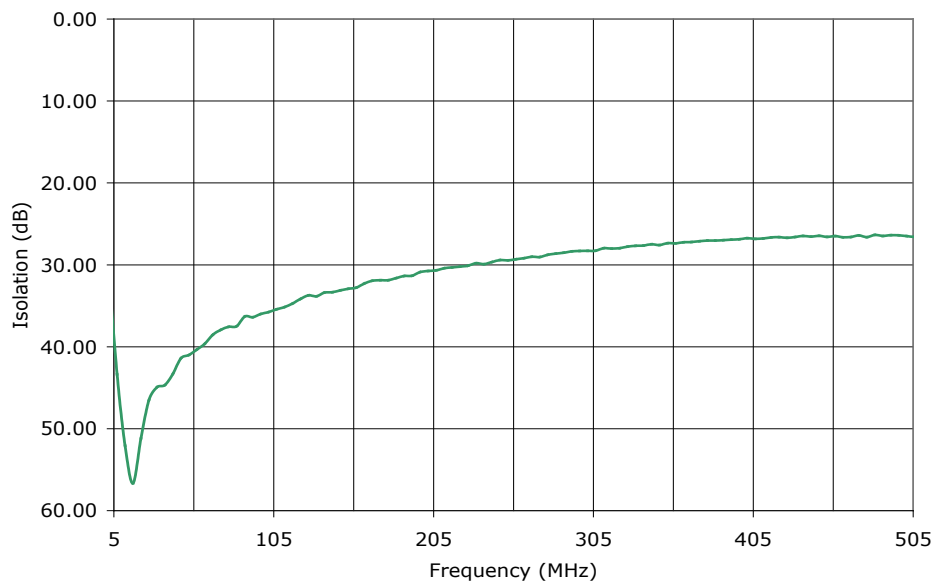
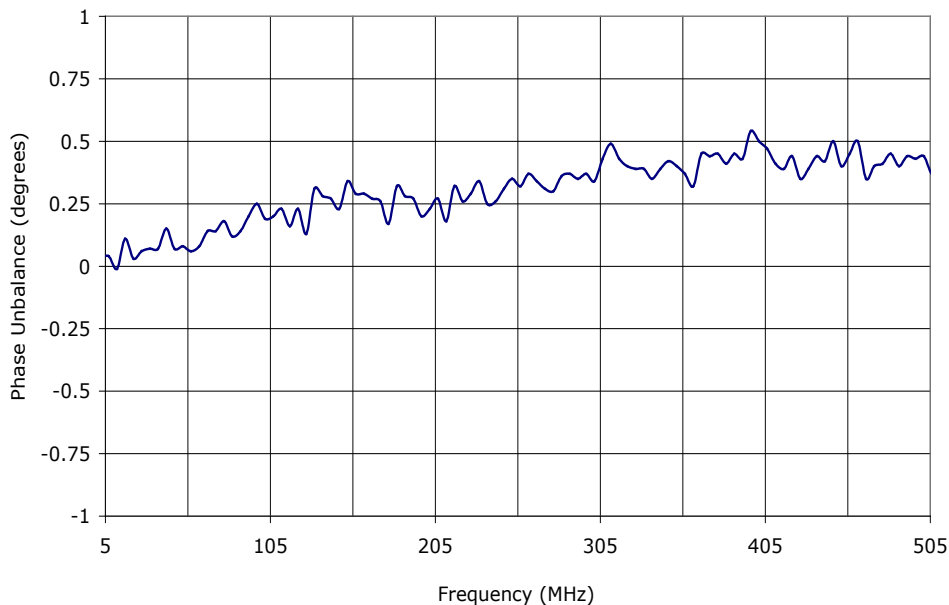
2-WAY POWER DIVIDER

SURFACE MOUNT MODEL: SDL-2

WIDE BANDWIDTH

5 - 500 MHz

PERFORMANCE PLOTS



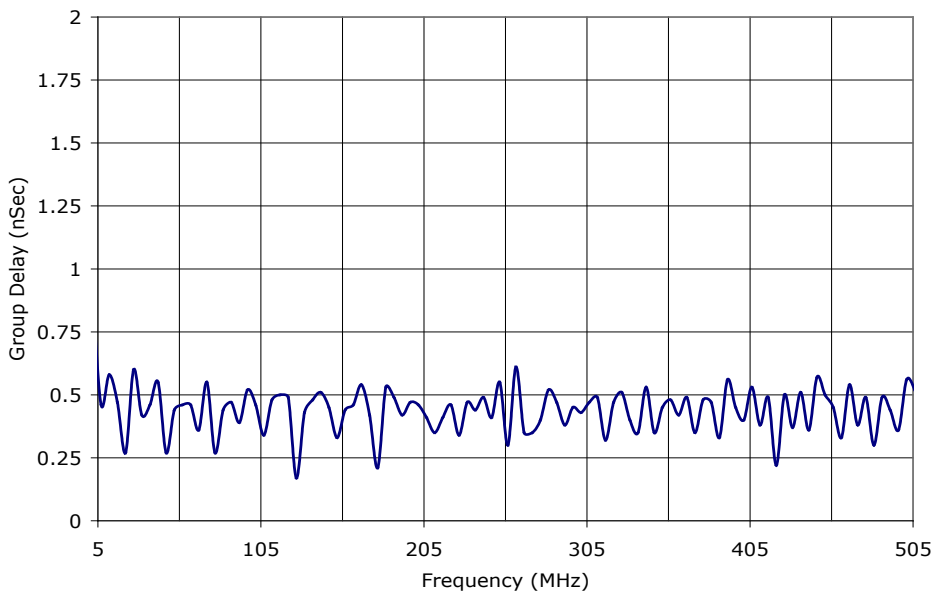
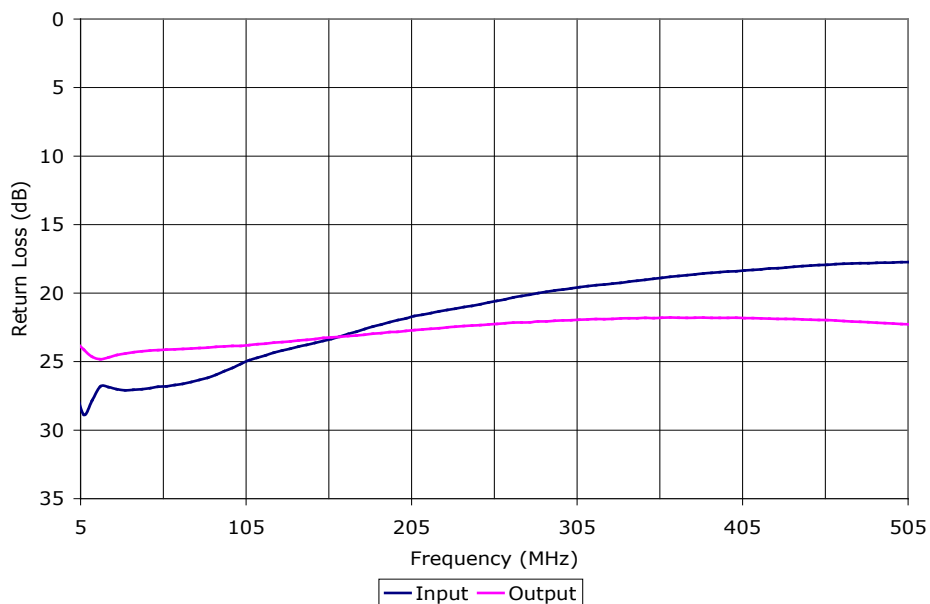
2-WAY POWER DIVIDER

SURFACE MOUNT MODEL: SDL-2

WIDE BANDWIDTH

5 - 500 MHz

PERFORMANCE PLOTS



Copyright © Synergy Microwave Corporation

201 McLean Boulevard • Paterson, New Jersey 07504 • Tel: (973) 881-8800 • Fax: (973) 881-8361
E-Mail: sales@synergymw.com • World Wide Web: <http://www.synergymw.com>

