

# 3-WAY POWER DIVIDER

## SURFACE MOUNT MODEL: SPD-3-7

**WIDE BANDWIDTH**

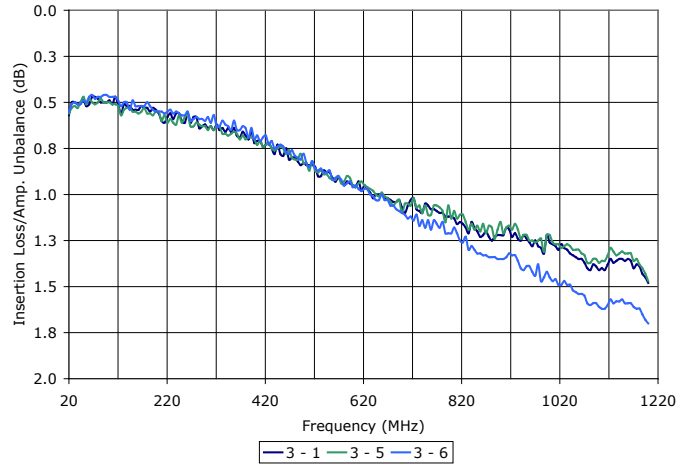

**20 - 1200 MHz**

**FEATURES:**

- ▶ Excellent Performance
- ▶ Wide Bandwidth
- ▶ Small Size, Surface Mount
- ▶ Moderate Power
- ▶ Lead Free RoHS Compliant

**APPLICATIONS:**

- ▶ Signal Splitting & Low Power Combining



**SPECIFICATIONS (Rev. E 06/20/22)**

Frequency	20 - 1200 MHz		
Insertion Loss (dB) <sup>1</sup>	Freq. (MHz)	Typ.	Max.
	20 - 200	0.6	0.9
	200 - 600	0.9	1.3
Isolation (dB)	Freq. (MHz)	Typ.	Min.
	20 - 200	26	23
	200 - 600	20	18
Phase Unbalance	Freq. (MHz)	Typ.	Max.
	20 - 200	0.5°	2.0°
	200 - 600	0.5°	3.0°
Amplitude Unbalance (dB)	Freq. (MHz)	Typ.	Max.
	20 - 200	0.05	0.15
	200 - 600	0.05	0.20
Input Power <sup>2</sup>	1 Watt (Max.)		
	VSWR (All Ports)	Typ.	Max.
		1.4:1	1.6:1
Impedance	50 Ohms (Nom.)		
Operating Temperature Range	-40 to +85 °C		

<sup>1</sup> Above 4.8 dB theoretical split loss.  
<sup>2</sup> Handling power applies to splitter mode and assumes ideal 50 Ohms impedance matching on all ports.

**Package #** 129LF-2

**PACKAGE MOUNTING:** SEE APPLICATION NOTE AN7301.  
**TOLERANCES ON THREE DIMENSIONS ARE IN INCHES.**  
**DECIMAL PLACES = ± 0.015**

PORT CONFIGURATION			
Input	Output	No Connection	GND
3	1,5,6	2	All Others

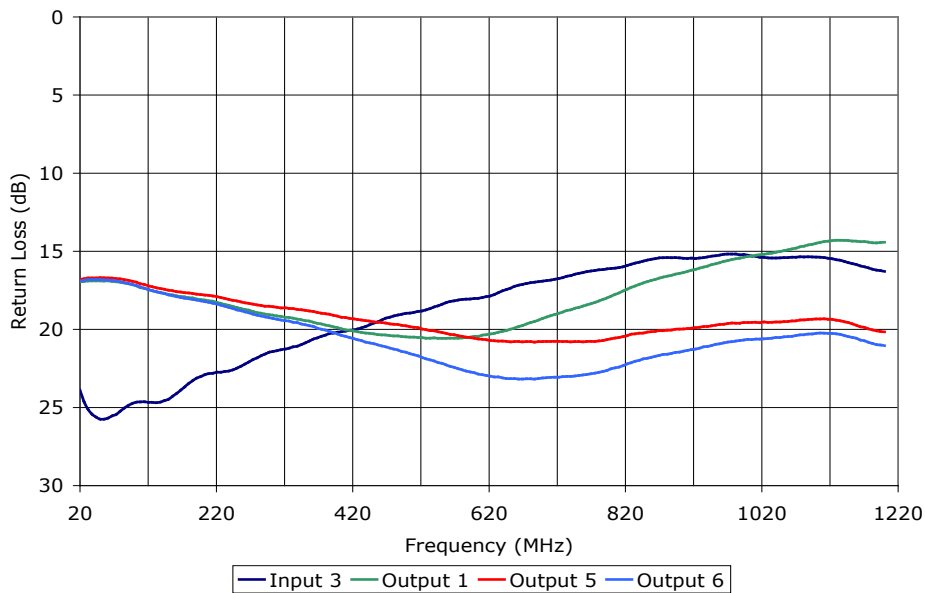
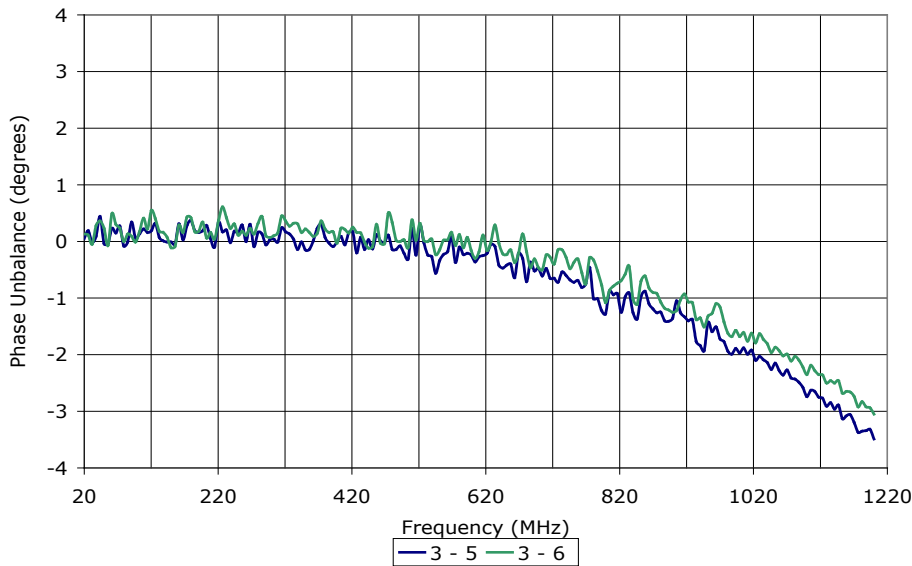
# 3-WAY POWER DIVIDER

## SURFACE MOUNT MODEL: SPD-3-7

WIDE BANDWIDTH

20 - 1200 MHz

DATA @ 25°C



PERFORMANCE PLOTS

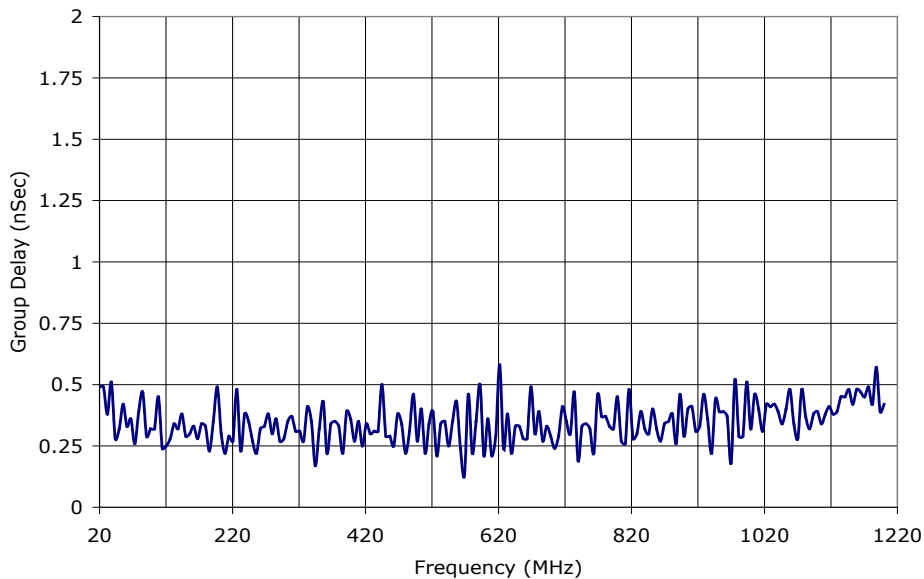
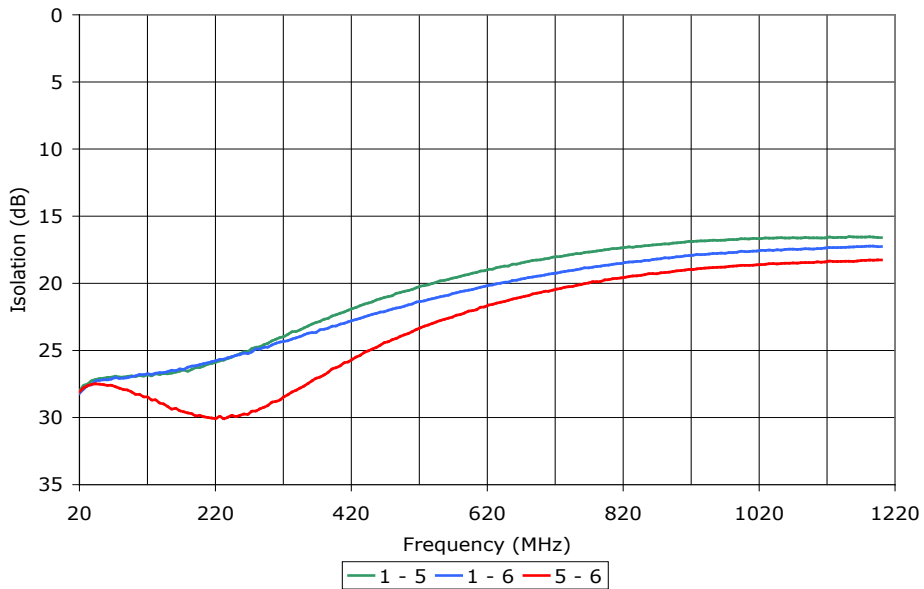
# 3-WAY POWER DIVIDER

## SURFACE MOUNT MODEL: SPD-3-7

WIDE BANDWIDTH

20 - 1200 MHz

DATA @ 25°C



PERFORMANCE PLOTS