

VOLTAGE CONTROLLED OSCILLATOR

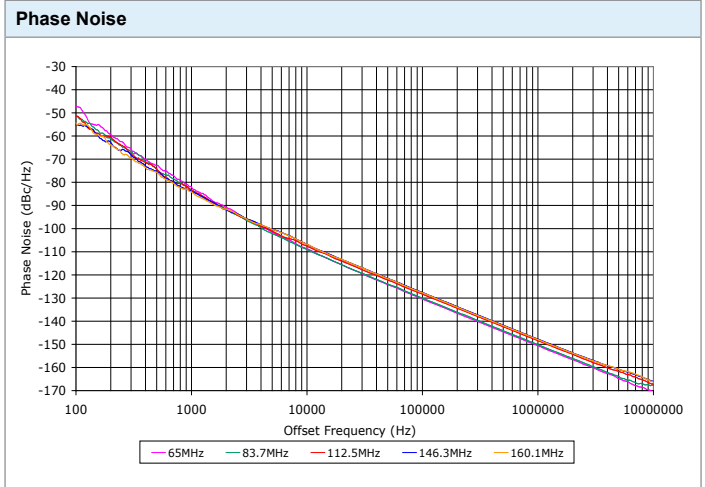
SURFACE MOUNT MODEL: DCMO616-5

WIDE BANDWIDTH

65 - 160 MHz

FEATURES:

- ▶ Exceptional Phase Noise Performance
- ▶ Small Size, Surface Mount
- ▶ Lead Free Patented REL-PRO® Technology



SPECIFICATIONS (Rev. D 01/07/10)

Frequency	65 - 160 MHz
Tuning Voltage	See table below.
Bias Voltage	+5 VDC @ 35 mA (Max.)
Output Power	+3 dBm (Min.)
Tuning Sensitivity	3.5 - 7 MHz/V (Typ.)
Output Impedance	50 Ohms (Nom.)
Harmonic Suppression	10 dB (Typ.)
Frequency Pulling	3 MHz (Max. @ 1.75:1 VSWR)
Frequency Pushing	1 MHz/V (Max.)
Tuning Port Capacitance	270 pF (Typ.)
Phase Noise @ 10 kHz	-108 dBc/Hz (Typ.)
Operating Temperature Range	-40 to +85 °C

Guaranteed Tuning Specifications

Tuning Voltage (V)	Frequency (MHz)
0.5	65 (Max.)
5	75 (Min.)
8	90 (Min.)
12	115 (Min.)
15	130 (Min.)
18	145 (Min.)
24	160 (Min.)

Absolute Maximum Ratings

Storage Temp. Range	-55 to +125 °C
Bias Voltage	+5.5 V
Tuning Voltage	+30 V
DC Voltage Applied to RF Out	± 25 V

Package # 278LF

REL-PRO® PATENT NO. 7,612,296

RECOMMENDED PCB LAYOUT

DIMENSIONS ARE IN INCHES.

TOLERANCES ON THREE DECIMAL PLACES = ± 0.015

PACKAGE MOUNTING: SEE APPLICATION NOTE AN7200 & AN7300

ALL UNLABELED PINS TO BE GROUNDING.

This product is manufactured under one or more of the following patents. Approved: 5,160,810; 5,122,621; 5,390,349; 5,416,449; 5,660,754; 5,805,431; 6,525,623; 6,850,575; 7,088,189; 7,180,381; 7,196,591; 7,262,670; 7,265,642; 7,292,113; 7,365,612; 7,495,525; 2,548,311; 2,548,317; 7,545,229; 7,580,693; 7,586,381; 7,605,670; 7,636,021; 2,533,623 | Pending: 60/493075; 60/501371 & 60/501790; 60/527957 & 60/528670; 60/563481; 60/564173; 60/589090; 60/601623; 60/605791; EV3136934; 11/29766; 60/622485 & 60/710310; 10/937625/60/736901; 60/732787; 7,496,525; 2,548,311; 2,548,317; 7,545,229; 2,563,174; 7,580,693; 7,612,296; 2,524,751

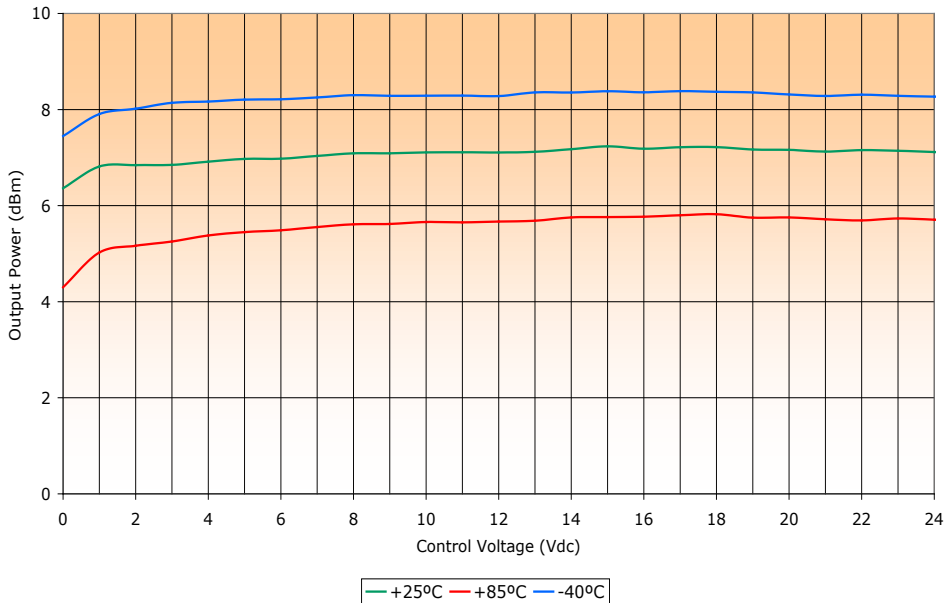
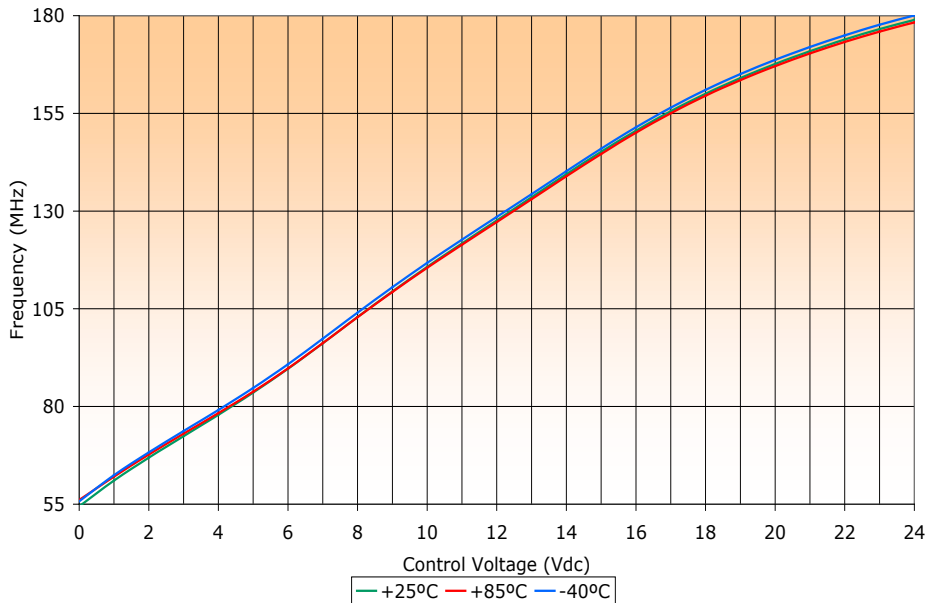


VOLTAGE CONTROLLED OSCILLATOR SURFACE MOUNT MODEL: DCMO616-5

WIDE BANDWIDTH

65 - 160 MHz

PERFORMANCE PLOTS



This product is manufactured under one or more of the following patents. Approved: 5,160,810; 5,122,621; 5,390,349; 5,416,449; 5,660,754; 5,805,431; 6,525,623; 6,850,575; 7,088,189; 7,180,381; 7,196,591; 7,262,670; 7,265,642; 7,292,113; 7,365,612; 7,495,525; 2,548,311; 2,548,317; 7,545,229; 7,580,693; 7,586,381; 7,605,670; 7,636,021; 2,533,623 | Pending: 60/493075; 60/501371 & 60/501790; 60/527957 & 60/528670; 60/563481; 60/564173; 60/589090; 60/601623; 60/605791; EV/1369634; 11/29766; 60/622485 & 60/710310; 10/375256/0738901; 60/732787; 7,495,525; 2,548,311; 2,548,317; 7,545,229; 2,563,174; 7,580,693; 7,612,296; 2,524,751

Copyright © Synergy Microwave Corporation
201 McLean Boulevard • Paterson, New Jersey 07504 USA • Tel: (973) 881-8800 • Fax: (973) 881-8361
E-Mail: sales@synergymwave.com • World Wide Web: <http://www.synergymwave.com>



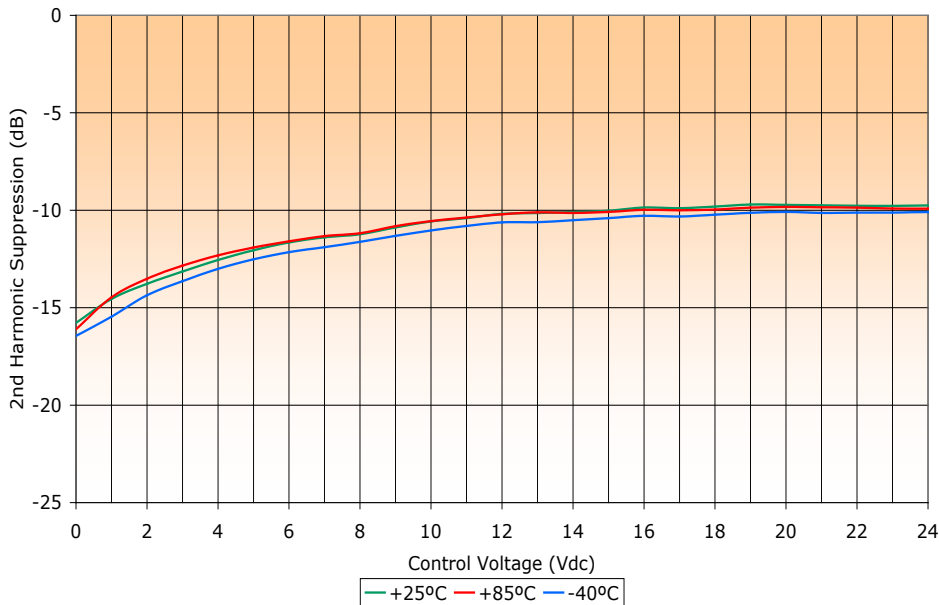
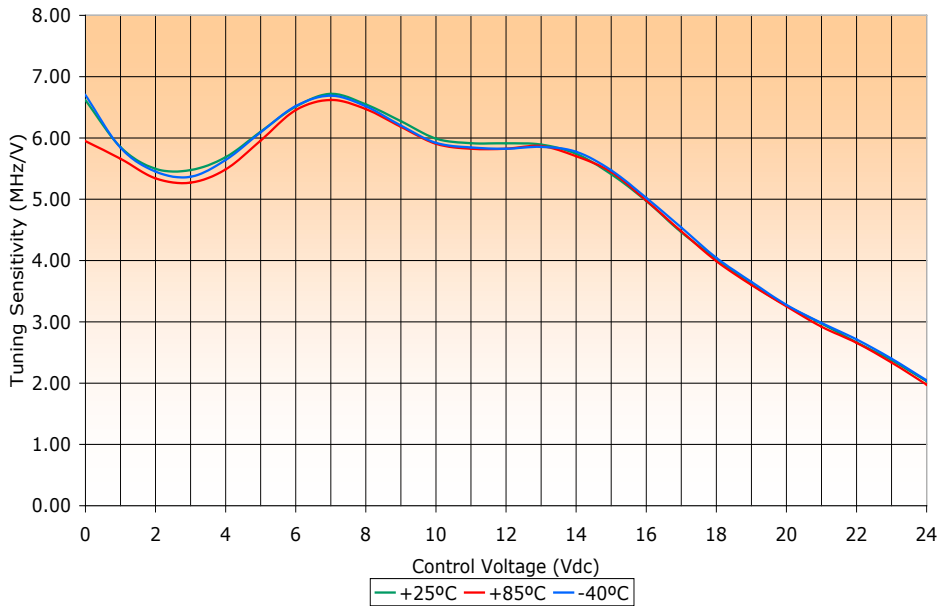
VOLTAGE CONTROLLED OSCILLATOR

SURFACE MOUNT MODEL: DCMO616-5

WIDE BANDWIDTH

65 - 160 MHz

PERFORMANCE PLOTS



This product is manufactured under one or more of the following patents. Approved: 5,160,810; 5,122,621; 5,390,349; 5,416,449; 5,660,754; 5,805,431; 6,525,623; 6,850,575; 7,088,189; 7,180,381; 7,196,591; 7,262,670; 7,265,642; 7,292,113; 7,365,612; 7,495,525; 2,548,311; 2,548,317; 7,545,229; 7,580,693; 7,586,381; 7,605,670; 7,636,021; 2,533,623 | Pending: 60/493075; 60/501371 & 60/501790; 60/527957 & 60/528670; 60/563481; 60/564173; 60/589090; 60/601623; 60/605791; EV3136934; 11/259766; 60/622485 & 60/710310; 10/3752560/736901; 60/732787; 7,495,525; 2,548,311; 2,548,317; 7,545,229; 2,363,174; 7,580,693; 7,612,296; 2,524,751

Copyright © Synergy Microwave Corporation
 201 McLean Boulevard • Paterson, New Jersey 07504 USA • Tel: (973) 881-8800 • Fax: (973) 881-8361
 E-Mail: sales@synergymwave.com • World Wide Web: http://www.synergymwave.com

