

VOLTAGE CONTROLLED OSCILLATOR

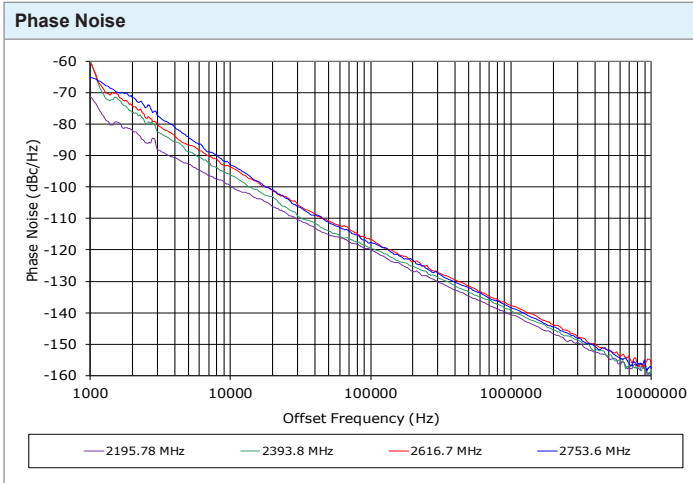

SURFACE MOUNT MODEL: DCO225275-5

OPTIMIZED BANDWIDTH

2200 - 2750 MHz

FEATURES:

- ▶ Miniature Size, Surface Mount (0.3" x 0.3")
- ▶ Exceptional Phase Noise Performance
- ▶ Fast Tuning
- ▶ Planar Resonator Construction



SPECIFICATIONS

Frequency	2200 - 2750 MHz	
Tuning Voltage	0.5 - 12 V	
Bias Voltage	+5 VDC @ 22 mA (Max.)	
Output Power	+4 dBm (Min.)	
Tuning Sensitivity	35 - 85 MHz/V (Typ.)	
Output Impedance	50 Ohms (Nom.)	
Harmonic Suppression	15 dB (Typ.)	
Frequency Pulling	2 MHz (Typ. @ 1.75:1 VSWR)	
Frequency Pushing	1 MHz/V (Typ.)	
Tuning Port Capacitance	42 pF (Typ.)	
Typical Phase Noise	Offset	dBc/Hz
	10 kHz	-95
	100 kHz	-117
Operating Temperature Range	-40 to +85 °C	

Package # 343

TOP VIEW

BOTTOM VIEW

DETAIL -A

RECOMMENDED PCB LAYOUT

PACKAGE MOUNTING: SEE APPLICATION NOTE AN7300 & AN7302

TOLERANCES ON THREE DECIMAL PLACES= ± 0.015

DIMENSIONS ARE IN INCHES. ALL UNLABELED PINS TO BE GROUND.

Guaranteed Tuning Specifications

Tuning Voltage (V)	Frequency (MHz)
0.5	2200 (Max.)
5	2320 (Min.)
8	2500 (Min.)
12	2750 (Min.)

Absolute Maximum Ratings

Storage Temp. Range	-55 to +125 °C
Bias Voltage	+5.5 V
Tuning Voltage	+16 V
DC Voltage Applied to RF Out	± 25 V

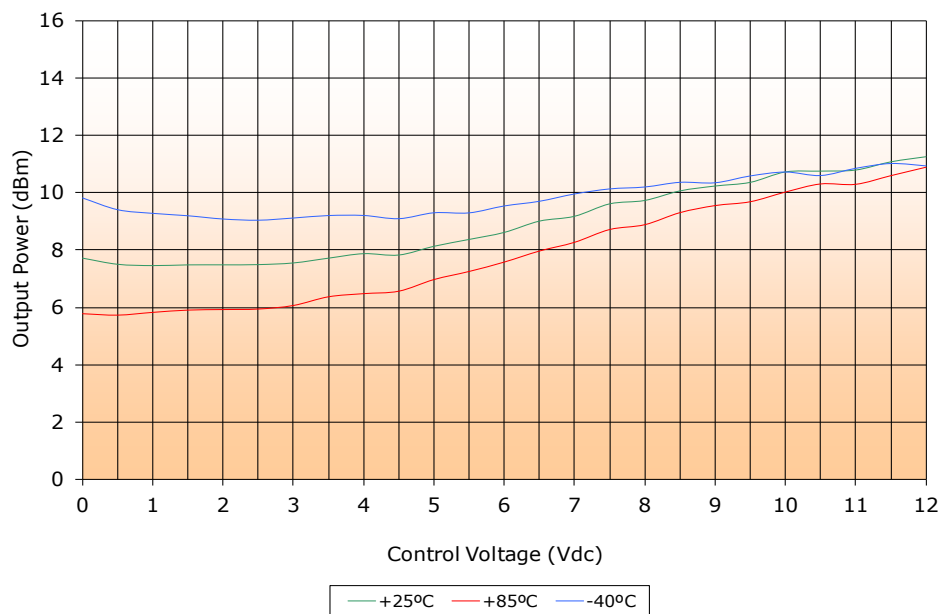
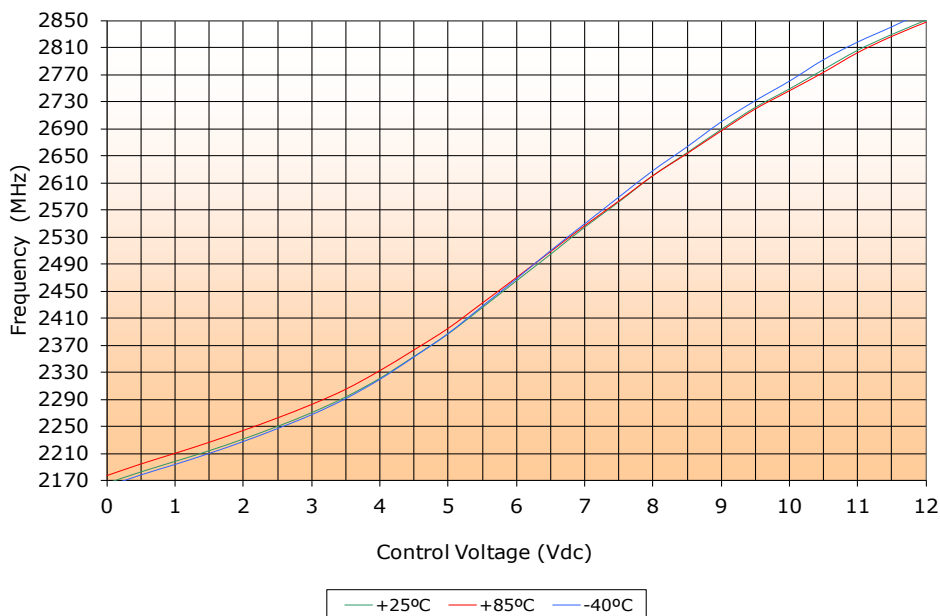
VOLTAGE CONTROLLED OSCILLATOR

SURFACE MOUNT MODEL: DCO225275-5

OPTIMIZED BANDWIDTH

2200 - 2750 MHz

PERFORMANCE PLOTS



VOLTAGE CONTROLLED OSCILLATOR

SURFACE MOUNT MODEL: DCO225275-5

OPTIMIZED BANDWIDTH

2200 - 2750 MHz

PERFORMANCE PLOTS

