

VOLTAGE CONTROLLED OSCILLATOR

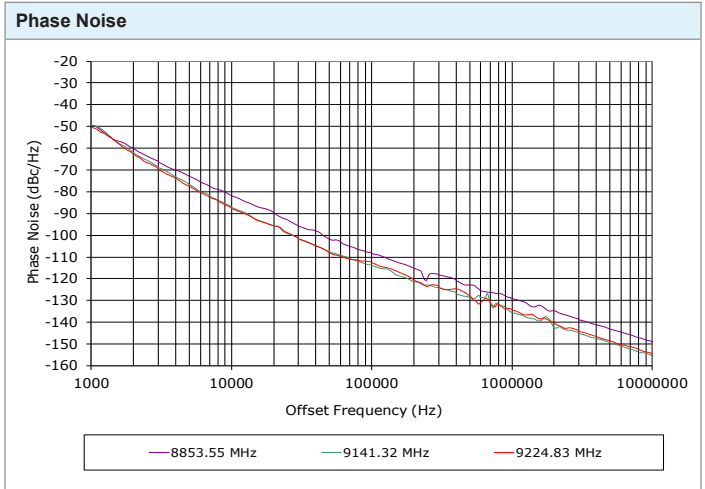
SURFACE MOUNT MODEL: DXO885915-5

X-BAND OPTIMIZED BANDWIDTH

8850 - 9150 MHz

FEATURES:

- ▶ Miniature Size, Surface Mount (0.3" x 0.3")
- ▶ Low Phase Noise Performance
- ▶ Fast Tuning
- ▶ Planar Resonator Construction
- ▶ Lead Free Patented REL-PRO® Technology



SPECIFICATIONS

Frequency	8850 - 9150 MHz
Tuning Voltage	See table below.
Bias Voltage	+5 VDC @ 21 mA (Max.)
Output Power	+0 dBm (Min.)
Tuning Sensitivity	20 - 100 MHz/V (Typ.)
Output Impedance	50 Ohms (Nom.)
Harmonic Suppression	25 dB (Typ.)
Frequency Pulling	20 MHz (Typ. @ 1.75:1 VSWR)
Frequency Pushing	10 MHz/V (Typ.)
Tuning Port Capacitance	8 pF (Typ.)
Phase Noise @ 10 kHz	-85 dBc/Hz (Typ.)
Operating Temperature Range	-40 to +85 °C

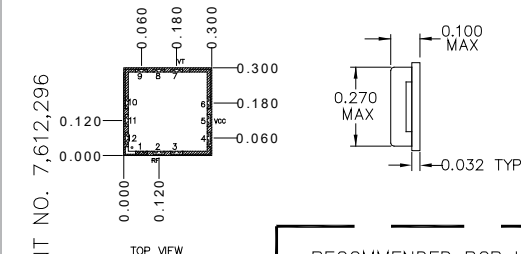
Guaranteed Tuning Specifications

Tuning Voltage (V)	Frequency (MHz)
0.5	8850 (Max.)
15	9150 (Min.)

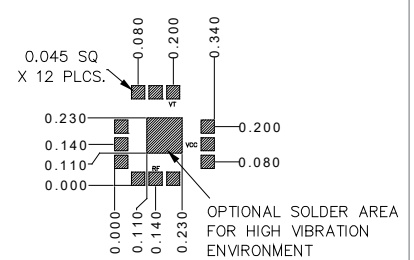
Absolute Maximum Ratings

Storage Temp. Range	-55 to +125 °C
Bias Voltage	+5.5 V
Tuning Voltage	+18
DC Voltage Applied to RF Out	± 25 V

Package # 364LF



RECOMMENDED PCB LAYOUT



PACKAGE MOUNTING: SEE APPLICATION NOTE AN7200 AND AN7302

TOLERANCES ON THREE DECIMAL PLACES= ± 0.015
 DIMENSIONS ARE IN INCHES.
 ALL UNLABELED PINS TO BE GROUNDING.

Copyright © Synergy Microwave Corporation
 201 McLean Boulevard • Paterson, New Jersey 07504 USA
 Tel: (973) 881-8800 • Fax: (973) 881-8361
 E-Mail: sales@synergymwave.com • Website: http://www.synergymwave.com
 Patents : http://www.synergymwave.com/patents



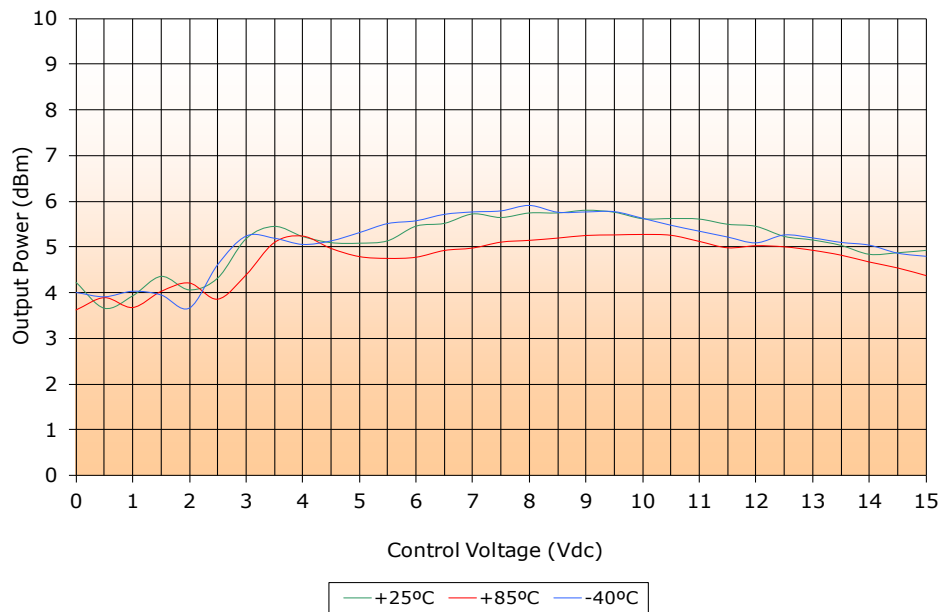
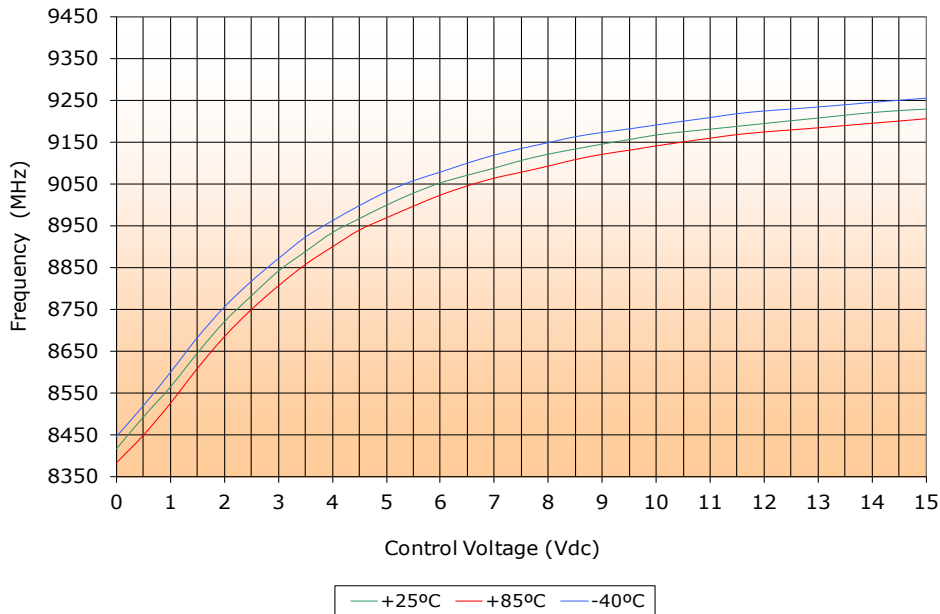
VOLTAGE CONTROLLED OSCILLATOR

SURFACE MOUNT MODEL: DXO885915-5

X-BAND OPTIMIZED BANDWIDTH

8850 - 9150 MHz

PERFORMANCE PLOTS



VOLTAGE CONTROLLED OSCILLATOR

SURFACE MOUNT MODEL: DXO885915-5

X-BAND OPTIMIZED BANDWIDTH

8850 - 9150 MHz

PERFORMANCE PLOTS

