

# LOW PASS FILTER

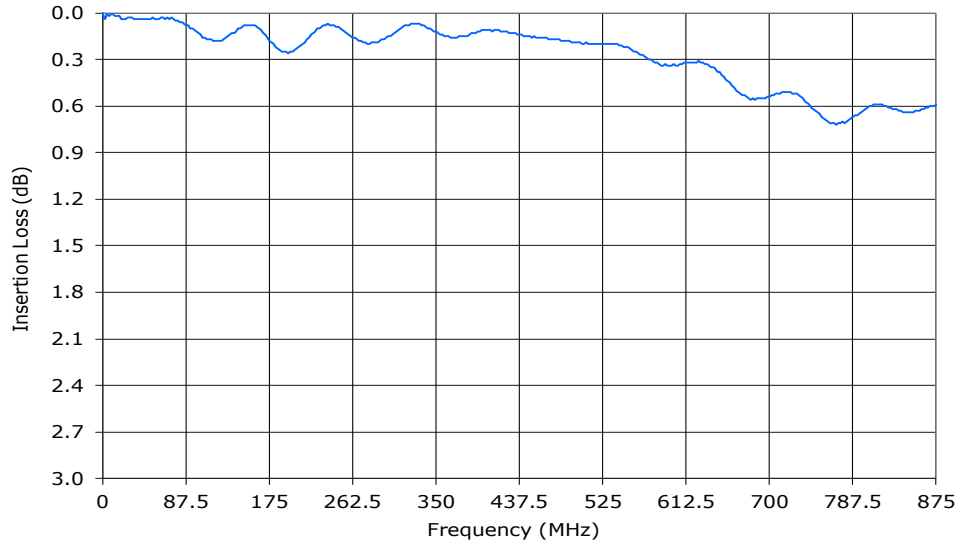
## SURFACE MOUNT MODEL: FLS-965

**CUT-OFF FREQUENCY**

**F<sub>c</sub> = 965 MHz**

**FEATURES:**

- ▶ Small Size
- ▶ Optimum Performance



**SPECIFICATIONS**

<b>Passband</b>	DC - 875 MHz								
<b>3 dB Cut-off Frequency</b>	965 MHz								
<b>Passband Insertion Loss</b>	0.6 dB (Typ.) / 1.0 dB (Max.)								
<b>Stopband Frequencies</b>	<table border="1"> <thead> <tr> <th>Frequency</th> <th>dB (Typ. / Min.)</th> </tr> </thead> <tbody> <tr> <td>@ 1495 MHz</td> <td>40 / 20</td> </tr> <tr> <td>@ 1595 MHz</td> <td>45 / 23</td> </tr> <tr> <td>@ 1690 MHz</td> <td>54 / 35</td> </tr> </tbody> </table>	Frequency	dB (Typ. / Min.)	@ 1495 MHz	40 / 20	@ 1595 MHz	45 / 23	@ 1690 MHz	54 / 35
Frequency	dB (Typ. / Min.)								
@ 1495 MHz	40 / 20								
@ 1595 MHz	45 / 23								
@ 1690 MHz	54 / 35								
<b>Power Rating</b>	2 Watts (Max.)								
<b>Impedance</b>	50 Ohms (Nom.)								
<b>VSWR (Passband)</b>	1.5:1 (Typ.)								
<b>Operating Temperature Range</b>	-40 to +85 °C								

<b>Package #</b>	102S
------------------	------

LAYOUT FOR PRINTED  
CIRCUIT DESIGN

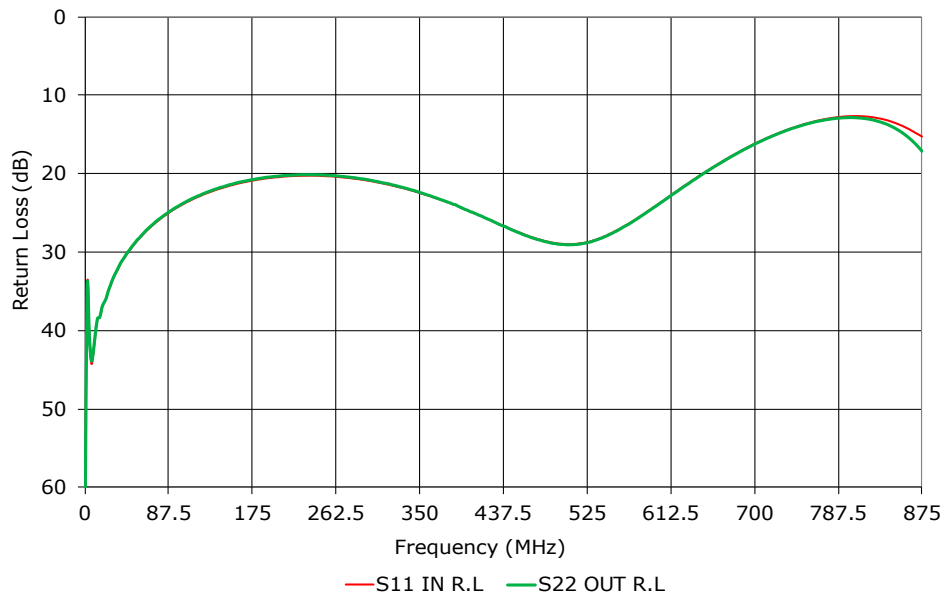
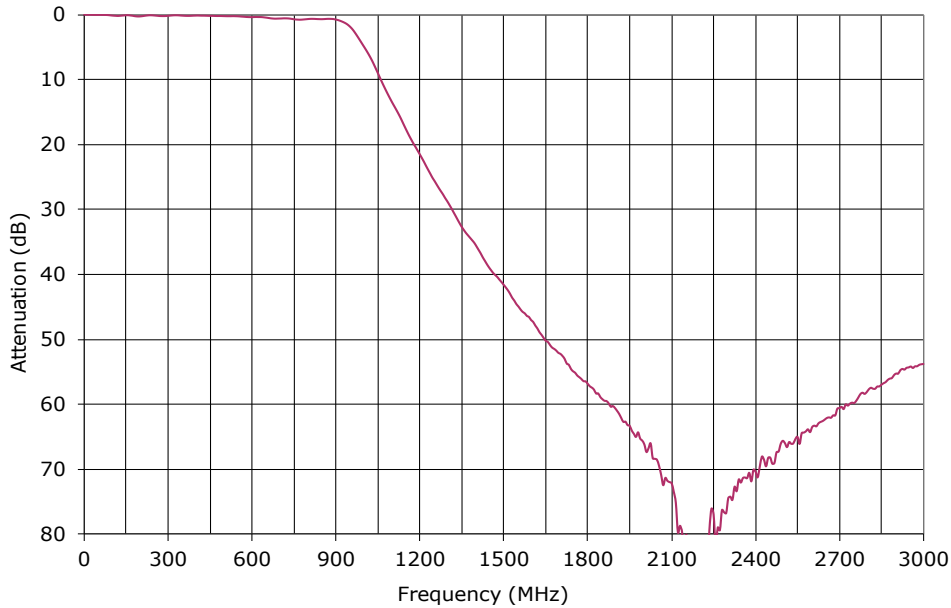
PORT CONFIGURATION		
Input	Output	Gnd.
1	8	All Other

# LOW PASS FILTER

## SURFACE MOUNT MODEL: FLS-965

CUT-OFF FREQUENCY

$F_c = 965 \text{ MHz}$



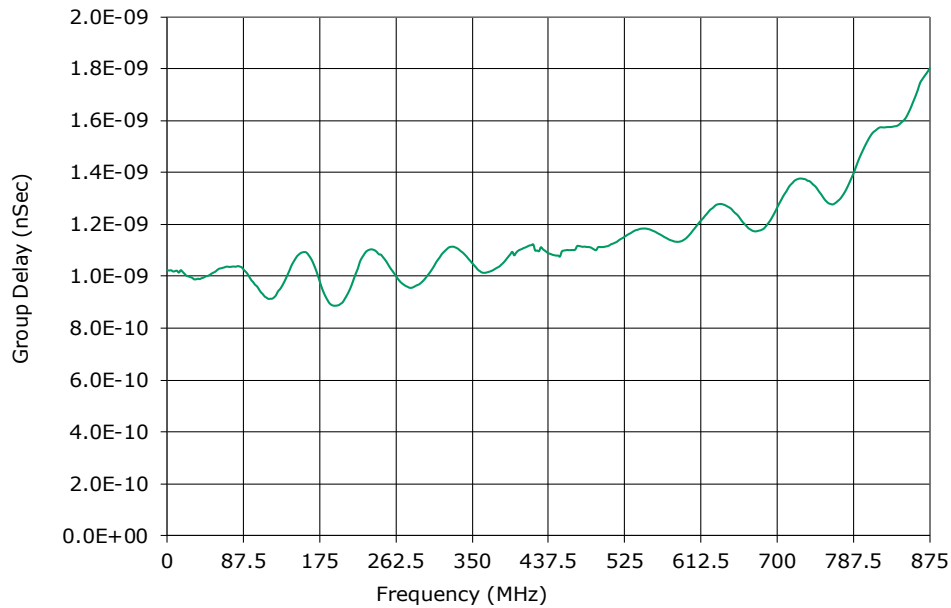
PERFORMANCE PLOTS

# LOW PASS FILTER

## SURFACE MOUNT MODEL: FLS-965

CUT-OFF FREQUENCY

$F_c = 965 \text{ MHz}$



PERFORMANCE PLOTS