

# 90° HYBRID


## SURFACE MOUNT MODEL: SLQ-K07

**FREQUENCY BANDWIDTH**

**225 - 400 MHz**

**FEATURES:**

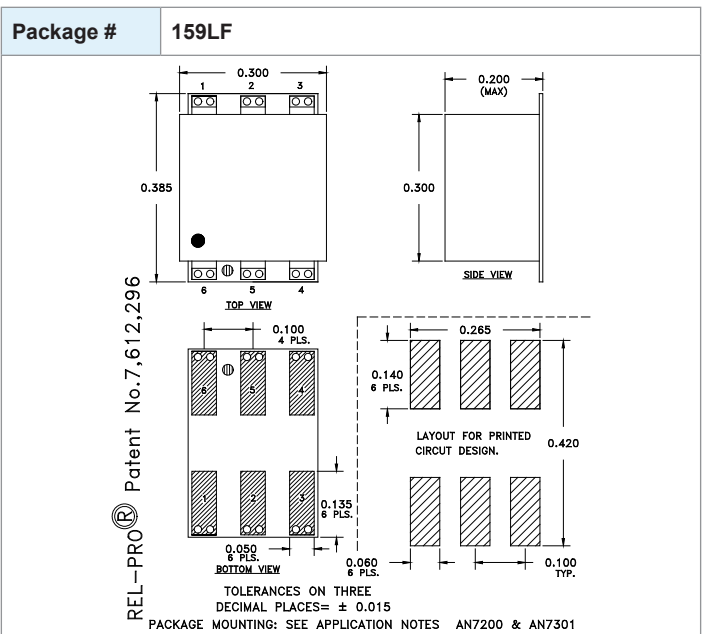
- ▶ Excellent Performance
- ▶ Small Size, Surface Mount
- ▶ Building Block For:
  - Power Amplifiers
  - Image Rejection Mixers
  - I & Q / SSB Modulators
  - Phase Shifters & More...



**SPECIFICATIONS (Rev. E 11/24/09)**

Frequency	225 - 400 MHz	
Insertion Loss (dB) *	Typ.	Max.
	0.4	0.8
Amplitude Unbalance	Typ.	Max.
	0.6	1.2
Phase Unbalance	Typ.	Max.
	1°	4°
Isolation (dB)	Typ.	Min.
	18	15
Input Power	1 Watt (Max.)	
Impedance	50 Ohms (Nom.)	
VSWR	1.40:1 (Typ.)	
Operating Temperature Range	-40 to +85 °C	
Storage Temperature Range	-55 to +100 °C	

\* Insertion loss is the average loss of the 2 coupling values in excess of the theoretical 3 dB coupling.



Port Configuration				
Input	Isolated*	+90° Output	0° Output	GND.**
6	5	1	2	3,4

\* Terminate ISOLATED port in 50 Ohms EXTERNALLY.  
\*\* Ground Externally

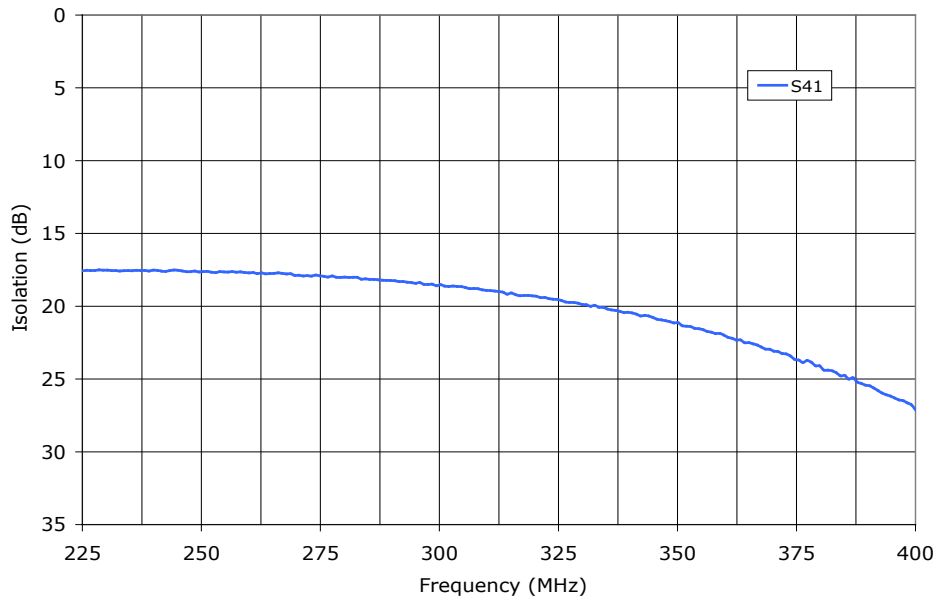
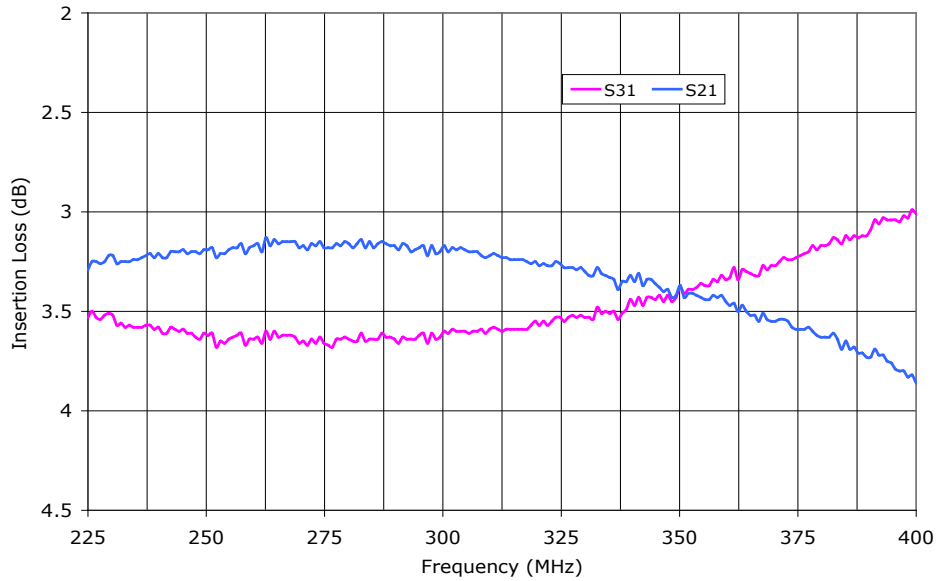
# 90° HYBRID

## SURFACE MOUNT MODEL: SLQ-K07

FREQUENCY BANDWIDTH

225 - 400 MHz

Data @ 25°C



PERFORMANCE PLOTS

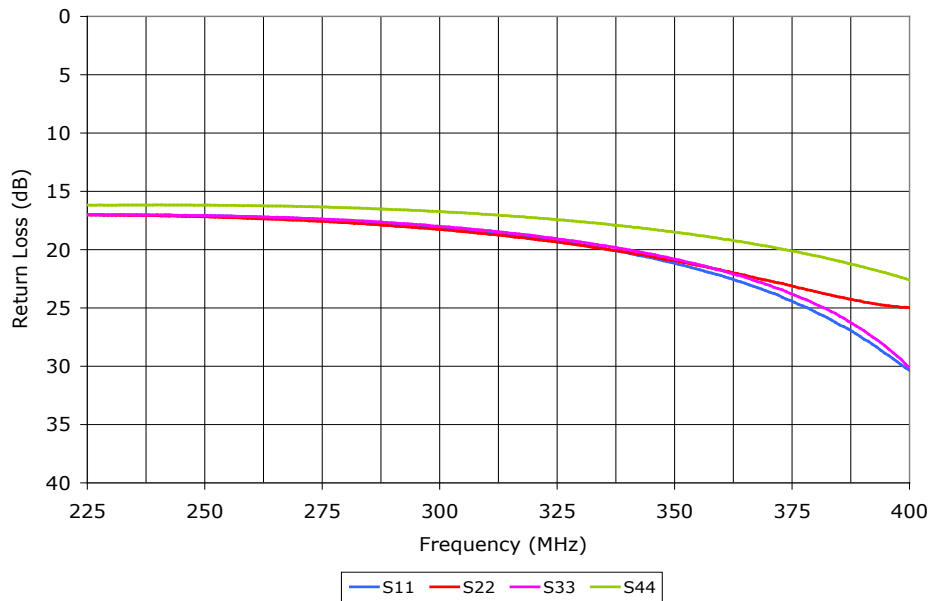
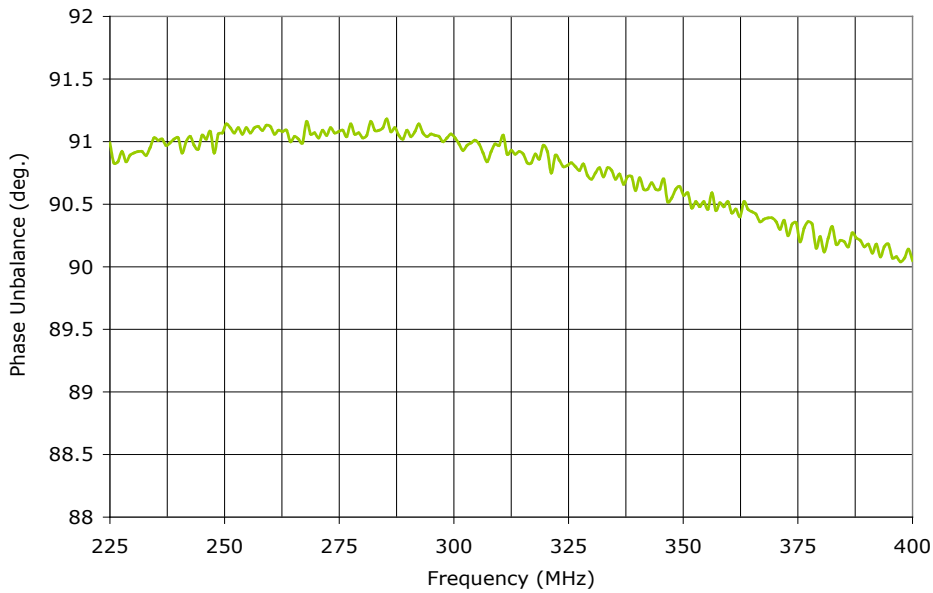
# 90° HYBRID

## SURFACE MOUNT MODEL: SLQ-K07

FREQUENCY BANDWIDTH

225 - 400 MHz

Data @ 25°C



PERFORMANCE PLOTS

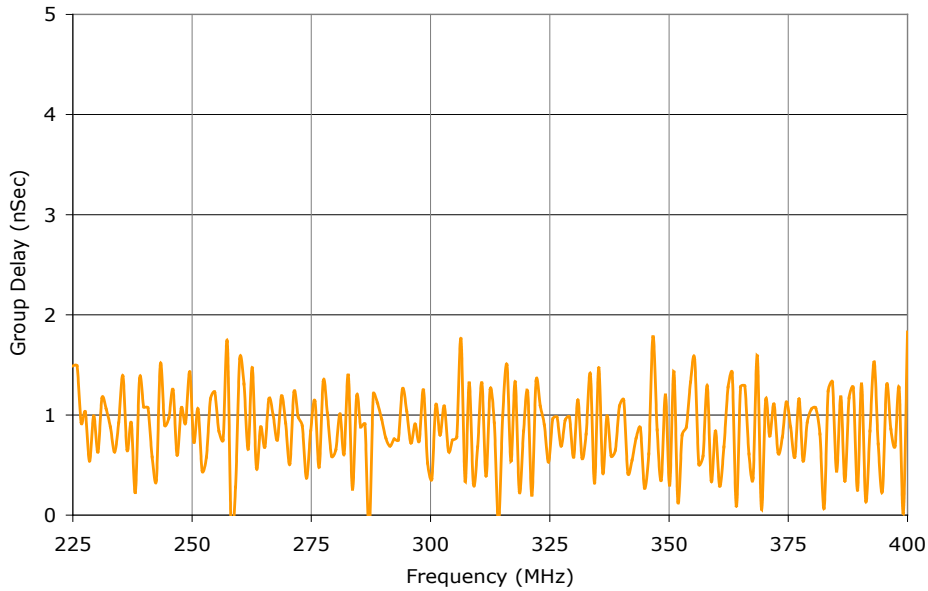
# 90° HYBRID

## SURFACE MOUNT MODEL: SLQ-K07

FREQUENCY BANDWIDTH

225 - 400 MHz

Data @ 25°C



PERFORMANCE PLOTS