

90° HYBRID


SURFACE MOUNT MODEL: SLQ-KA3

OPTIMIZED BANDWIDTH

70 - 140 MHz

FEATURES:

- ▶ Excellent Performance
- ▶ Small Size, Surface Mount
- ▶ Building Block For:
 - Power Amplifiers
 - Image Rejection Mixers
 - I & Q / SSB Modulators
 - Phase Shifters & More...



SPECIFICATIONS (Rev. E 11/20/09)

Frequency	70 - 140 MHz	
Insertion Loss (dB) *	Typ.	Max.
	0.35	0.6
Amplitude Unbalance (dB)	Typ.	Max.
	0.5	1.0
Phase Unbalance (Deg.)	Typ.	Max.
	0.5°	3.0°
Isolation (dB)	Typ.	Min.
	23	18
Power Rating	1 Watt (Max.)	
Impedance	50 Ohms (Nom.)	
VSWR	1.2:1 (Typ.)	
Operating Temperature Range	-40 to +85 °C	

* Insertion loss is the average loss of the 2 coupling values in excess of the theoretical 3 dB coupling.

Package # 159LF

REL-PRO Patent No. 7,612,296

TOLERANCES ON THREE DECIMAL PLACES= ± 0.015
PACKAGE MOUNTING: SEE APPLICATION NOTES AN7200 & AN7301

Pin Configuration				
Input	Isolated*	+90° Output	0° Output	GND.**
6	5*	1	2	3,4

* Terminate ISOLATED port in 50 Ohms EXTERNALLY.
** Ground EXTERNALLY

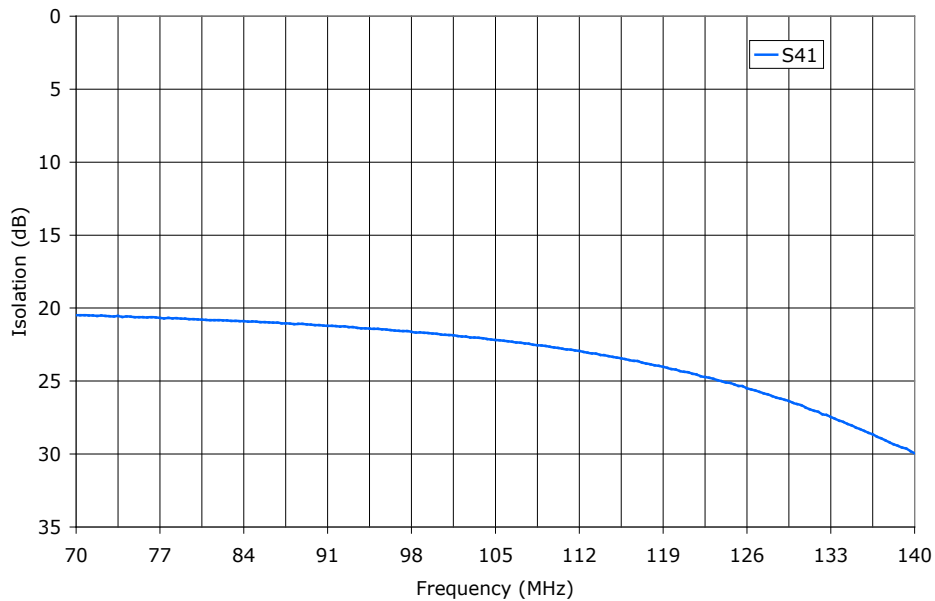
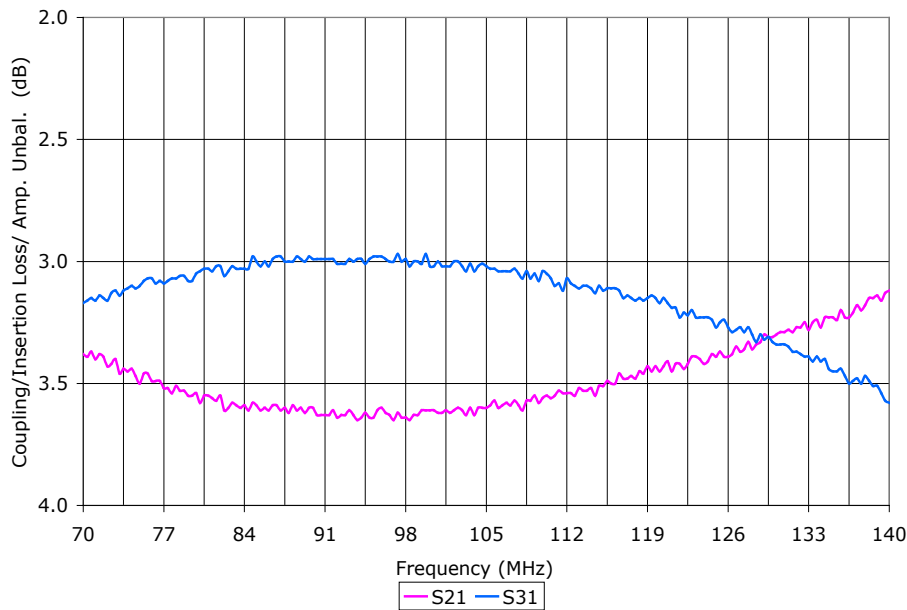
90° HYBRID

SURFACE MOUNT MODEL: SLQ-KA3

OPTIMIZED BANDWIDTH

70 - 140 MHz

Data @ 25°C



PERFORMANCE PLOTS

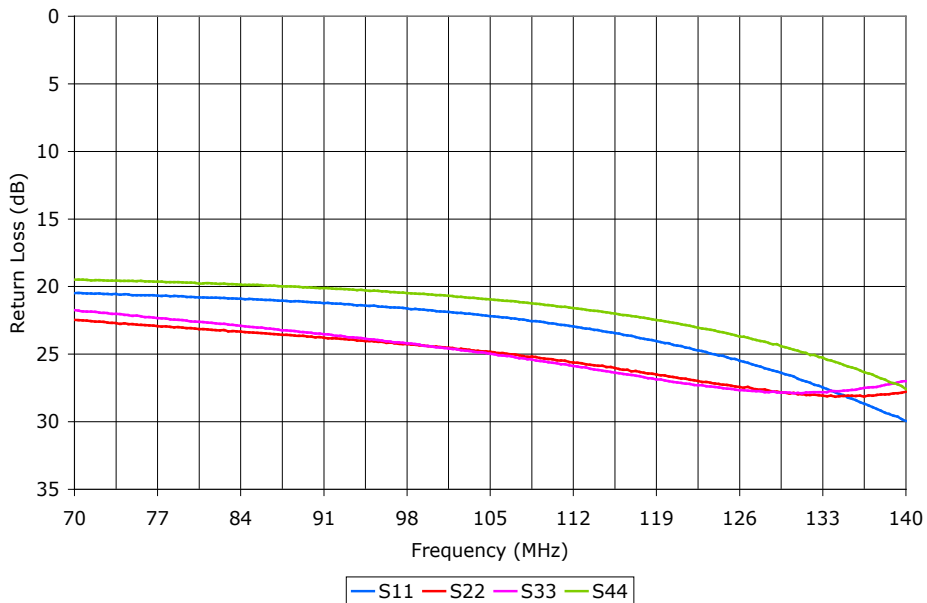
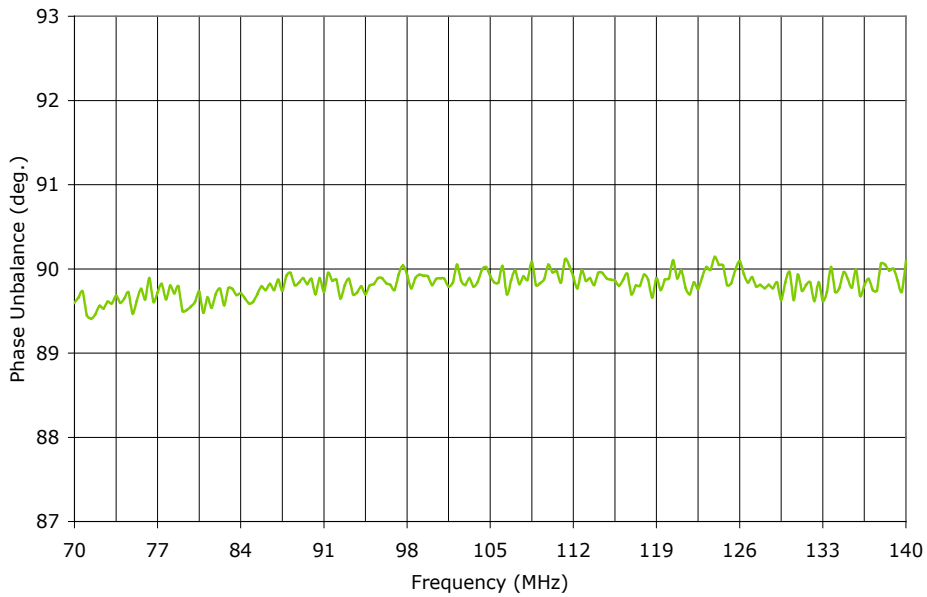
90° HYBRID

SURFACE MOUNT MODEL: SLQ-KA3

OPTIMIZED BANDWIDTH

70 - 140 MHz

Data @ 25°C



PERFORMANCE PLOTS



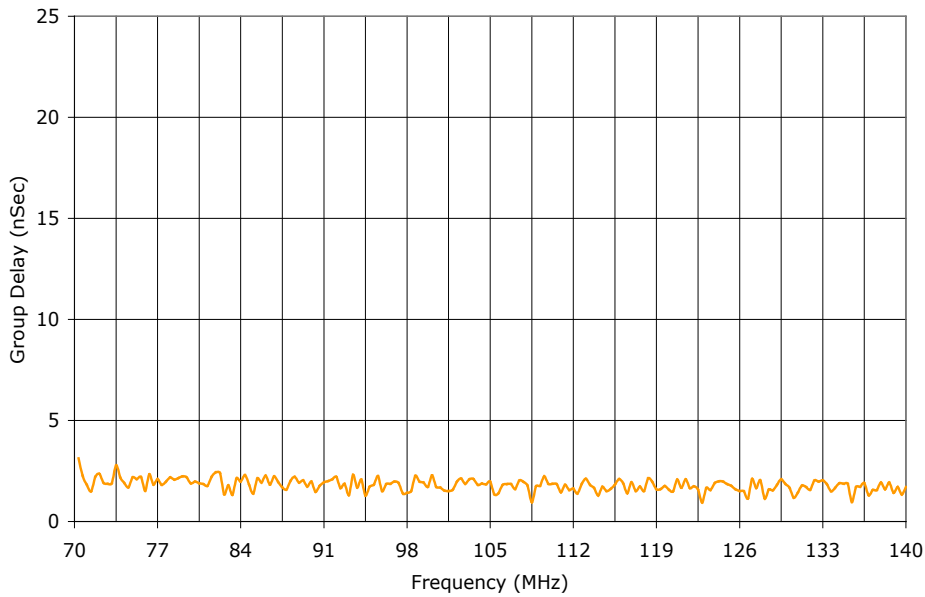
90° HYBRID

SURFACE MOUNT MODEL: SLQ-KA3

OPTIMIZED BANDWIDTH

70 - 140 MHz

Data @ 25°C



PERFORMANCE PLOTS



Copyright © Synergy Microwave Corporation

201 McLean Boulevard • Paterson, New Jersey 07504 • Tel: (973) 881-8800 • Fax: (973) 881-8361
E-Mail: sales@synergymw.com • World Wide Web: <http://www.synergymw.com>