

PHASE SHIFTER

SURFACE MOUNT MODEL: PS-924

2:1 BANDWIDTH

20 - 40 MHz

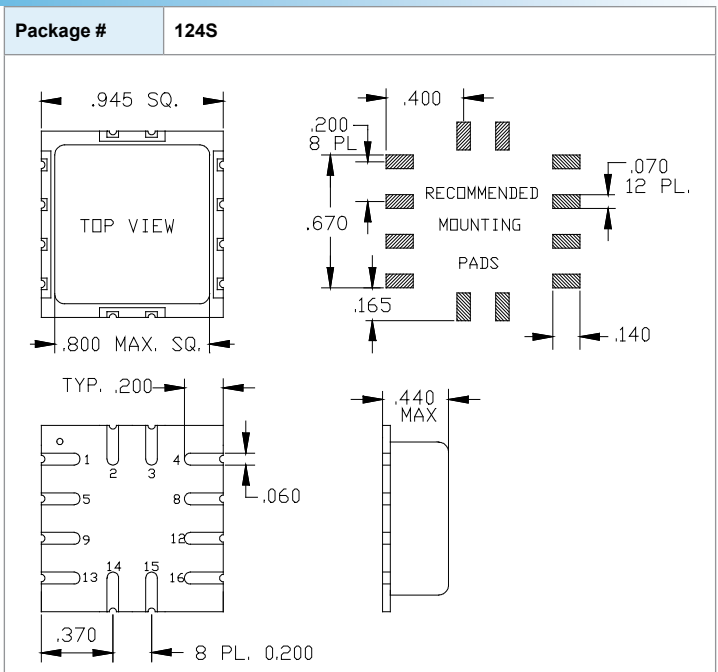
FEATURES:

- ▶ Over 180° of Phase Shift
- ▶ Low Control Voltage
- ▶ Low VSWR



SPECIFICATIONS (Rev. B 01/13/09)

Frequency	20 - 40 MHz	
Insertion Loss (dB)	Typ.	Max.
	1.2	1.8
Control Bandwidth	DC to 50 kHz (Min.)	
Control Voltage	0 - 15 Volts	
Phase Shift	180° (Min.)	
VSWR	1.7:1 (Max.)	
Input Power	0 dBm (Max.)	
Impedance	50 Ohms (Nom.)	
Operating Temperature Range	-40 to +85 °C	



Absolute Maximum Ratings	
Storage Temp. Range	-55 to +100 °C
RF Input Power	20 dBm
Control Voltage	+20 V

PORT CONFIGURATION			
Input	Output	Control	Case GND
1	13	4	All Others

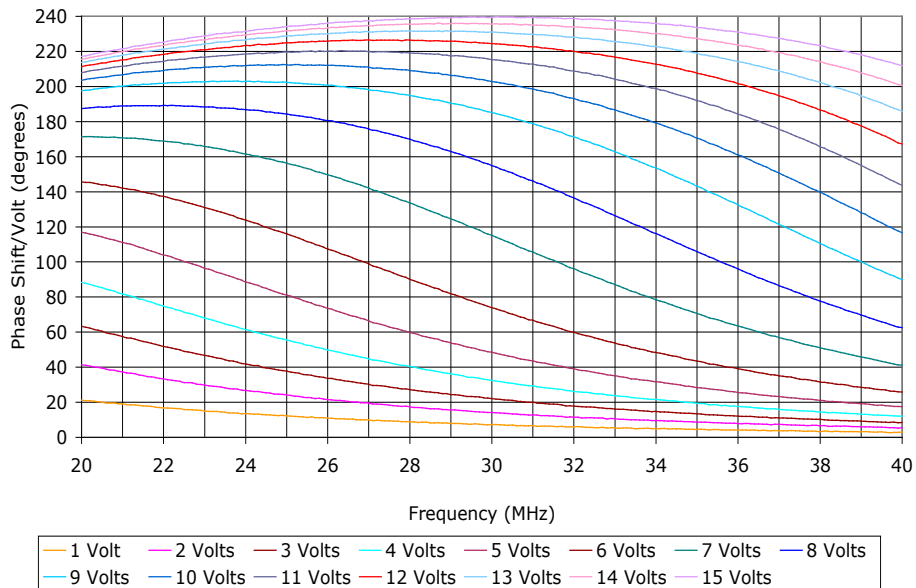
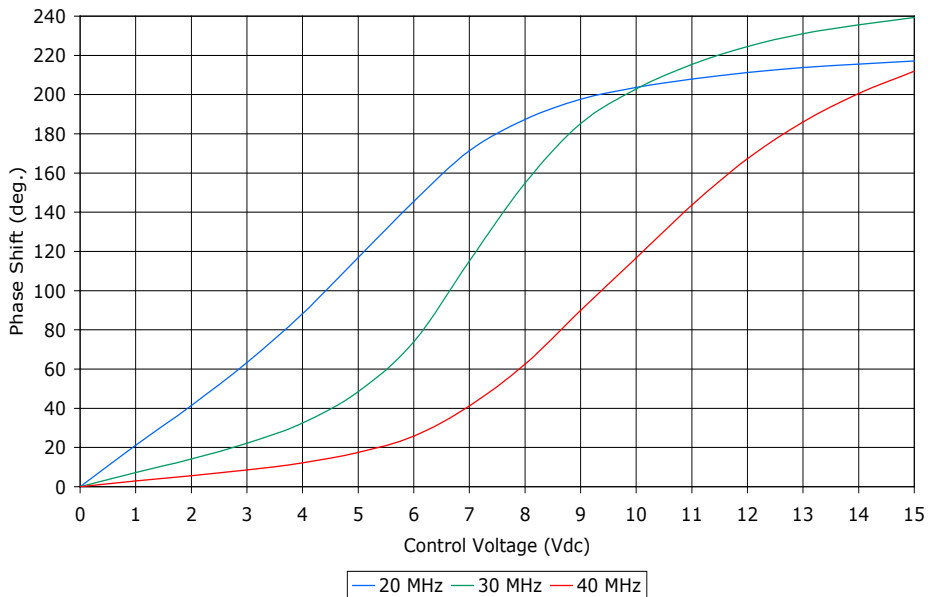
PHASE SHIFTER

SURFACE MOUNT MODEL: PS-924

2:1 BANDWIDTH

20 - 40 MHz

PERFORMANCE PLOTS



PHASE SHIFTER

SURFACE MOUNT MODEL: PS-924

2:1 BANDWIDTH

20 - 40 MHz

PERFORMANCE PLOTS

