

PHASE SHIFTER

SURFACE MOUNT MODEL: SPS-350

OPTIMIZED BANDWIDTH

344 - 356 MHz

FEATURES:

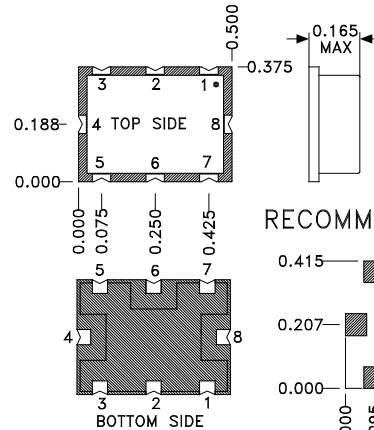
- ▶ Over 180° Phase Shift
- ▶ Low Control Voltage
- ▶ Low Insertion Loss
- ▶ Low VSWR



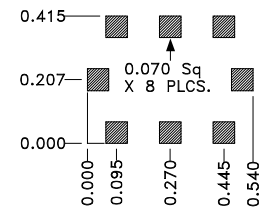
SPECIFICATIONS (Rev. A 08/16/11)

Frequency	344 - 356 MHz	
Insertion Loss (dB)	Typ.	Max.
	0.9	1.6
Control Bandwidth	DC to 50 kHz	
Control Voltage	0 - 15 V (Max.)	
Phase Shift Range	0 - 180° (Min.)	
VSWR	1.52:1 (Typ.)	
Input Power	0 dBm (Max.)	
Impedance	50 Ohms (Nom.)	
Operating Temperature Range	-40 to +85 °C	

Package # 357



RECOMMENDED PCB LAYOUT



TOLERANCES ON THREE DECIMAL PLACES = ± 0.015

PACKAGE MOUNTING: SEE APPLICATION NOTE AN7301

PORT CONFIGURATION			
Input	Output	CTRL	GND
4	8	6	All Others

Absolute Maximum Ratings

Storage Temp. Range	-55 to +100 °C
RF Input Power	+20 dBm
Control Voltage	+20 V

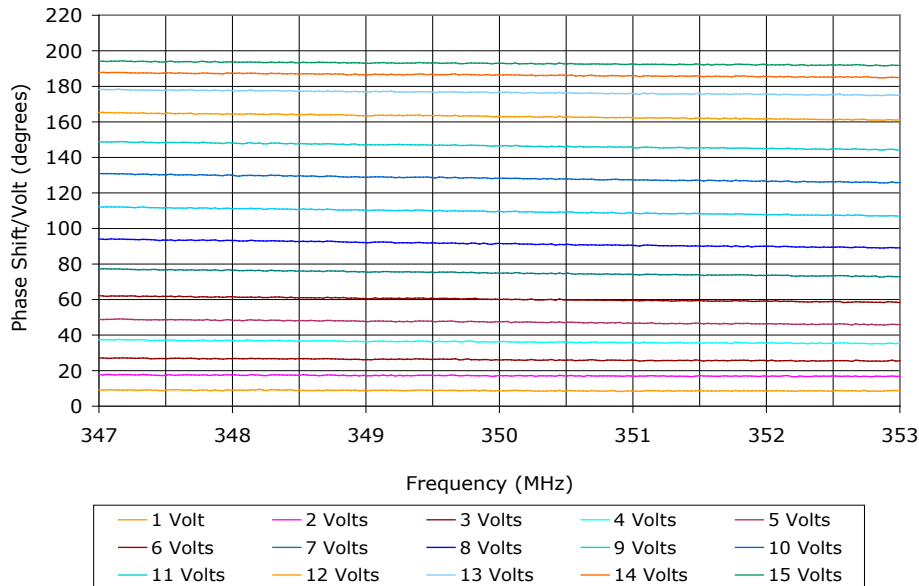
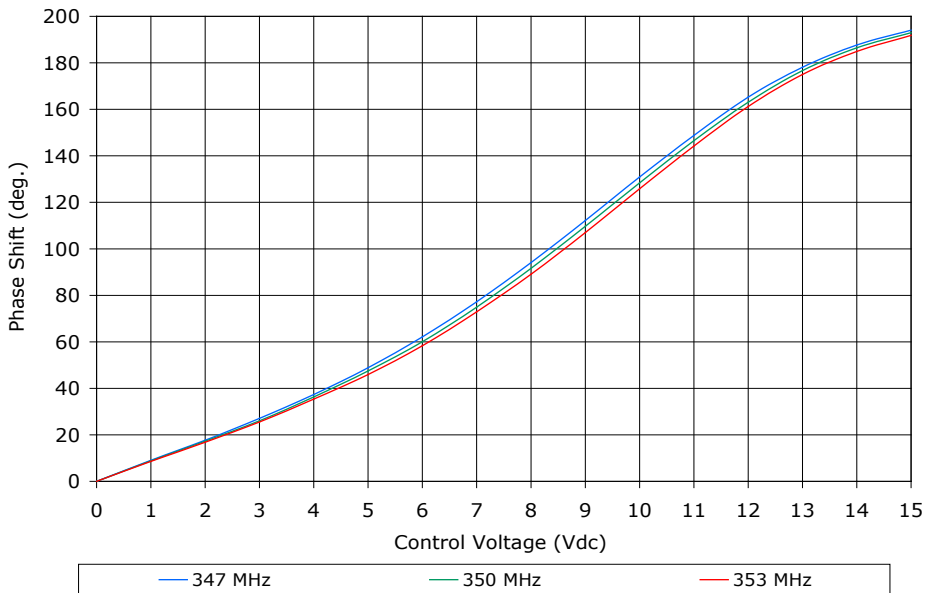
PHASE SHIFTER

SURFACE MOUNT MODEL: SPS-350

OPTIMIZED BANDWIDTH

344 - 356 MHz

Data @ 25°C



PERFORMANCE PLOTS



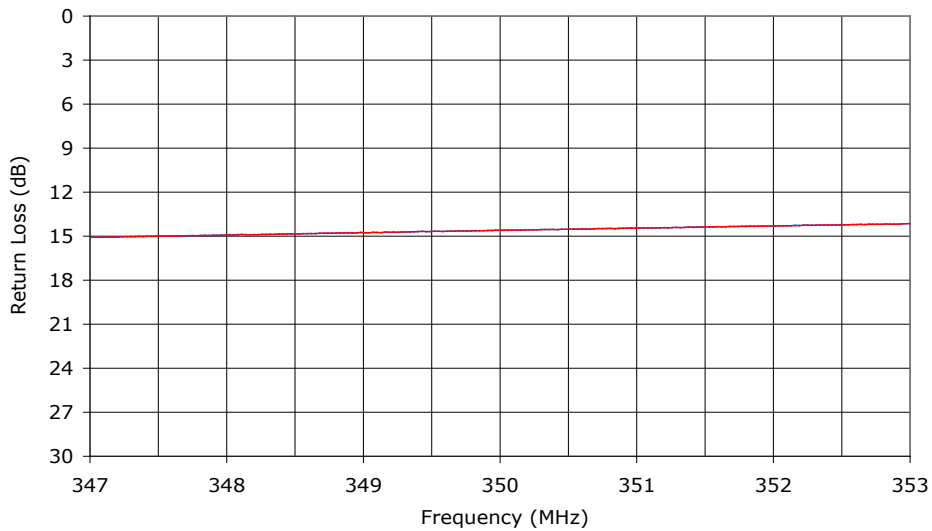
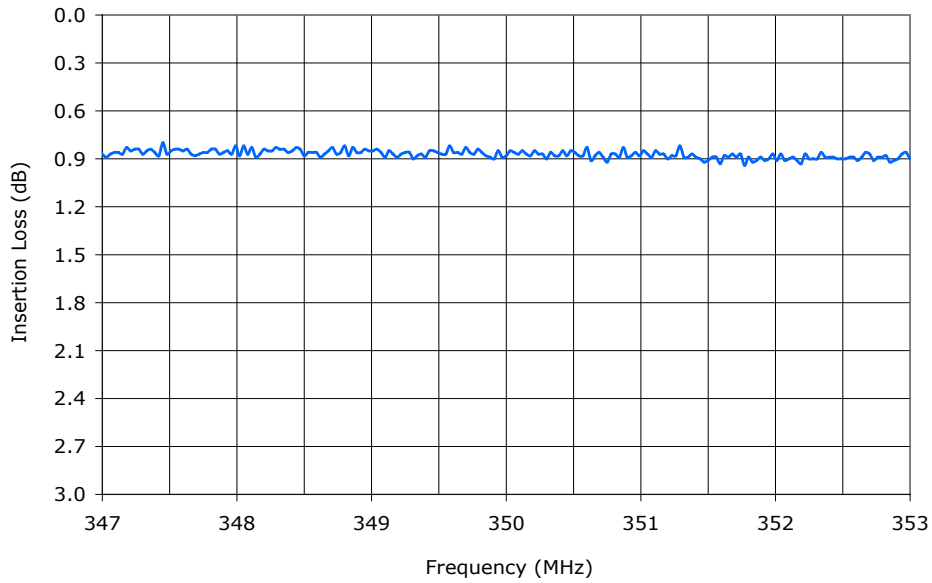
PHASE SHIFTER

SURFACE MOUNT MODEL: SPS-350

OPTIMIZED BANDWIDTH

344 - 356 MHz

Data @ 25°C



— Input — Output

PERFORMANCE PLOTS