

# 2-WAY POWER DIVIDER

## SURFACE MOUNT MODEL: SDL-4

**WIDE BANDWIDTH**

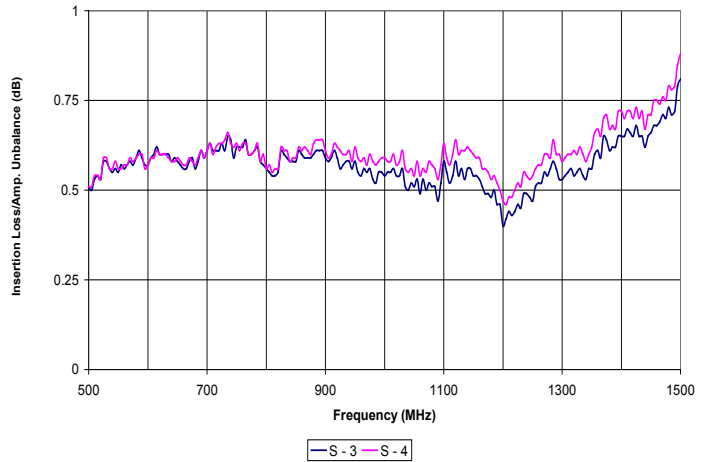

**500 - 1500 MHz**

**FEATURES:**

- ▶ Excellent Performance
- ▶ Wide Bandwidth
- ▶ Small Size, Surface Mount
- ▶ Moderate Power
- ▶ REL-PRO® Patented Technology
- ▶ Lead Free RoHS Compliant

**APPLICATIONS:**

- ▶ Signal Splitting & Low Power Combining



**SPECIFICATIONS (Rev. D 08/06/09)**

Frequency	500 - 1500 MHz		
Insertion Loss (dB) <sup>1</sup>	Freq. (MHz)	Typ.	Max.
	500-1000	0.6	0.8
	1000-1500	0.7	1.2
Isolation (dB)	Freq. (MHz)	Typ.	Min.
	500-1000	22	15
	1000-1500	18	13
Phase Unbalance	Freq. (MHz)	Deg. (Max.)	
	500-1000	3°	
	1000-1500	5°	
Amplitude Unbalance	Freq. (MHz)	dB (Max.)	
	500-1000	0.3	
	1000-1500	0.5	
Input Power <sup>2</sup>	1 Watt (Max.)		
Impedance	50 Ohms (Nom.)		
Operating Temperature Range	-40 to +85 °C		

<sup>1</sup> Insertion loss is above the theoretical 3.0 dB splitting loss.  
<sup>2</sup> Handling power applies to splitter mode and assumes ideal 50 Ohms impedance matching on all ports.

**Package #** 159LF

REL-PRO® Patent No. 7,612,296

TOLERANCES ON THREE DECIMAL PLACES = ± 0.015  
 PACKAGE MOUNTING: SEE APPLICATION NOTES AN7200 & AN7301

Port Configuration		
Input	Output	Ext. GND
6	3,4	1,2,5

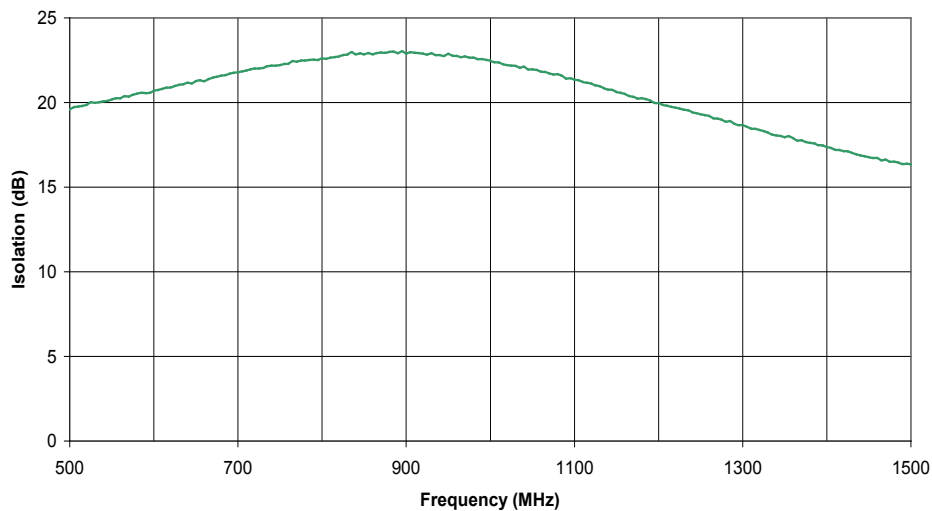
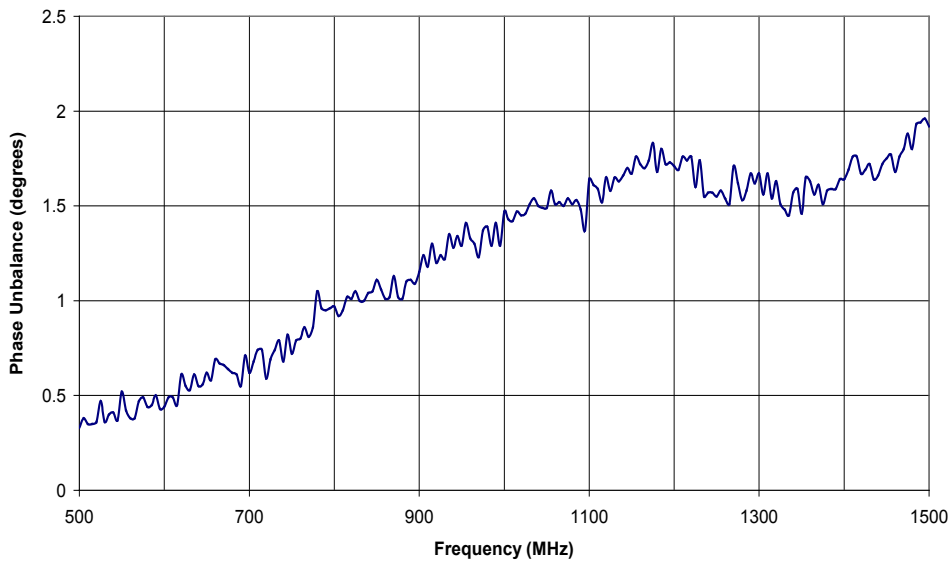
# 2-WAY POWER DIVIDER

## SURFACE MOUNT MODEL: SDL-4

WIDE BANDWIDTH

500 - 1500 MHz

PERFORMANCE PLOTS



Copyright © Synergy Microwave Corporation

201 McLean Boulevard • Paterson, New Jersey 07504 • Tel: (973) 881-8800 • Fax: (973) 881-8361  
E-Mail: sales@synergymw.com • World Wide Web: <http://www.synergymw.com>



# 2-WAY POWER DIVIDER

## SURFACE MOUNT MODEL: SDL-4

WIDE BANDWIDTH

500 - 1500 MHz

PERFORMANCE PLOTS

