

3-WAY POWER DIVIDER

SURFACE MOUNT MODEL: SPD-3-7

WIDE BANDWIDTH

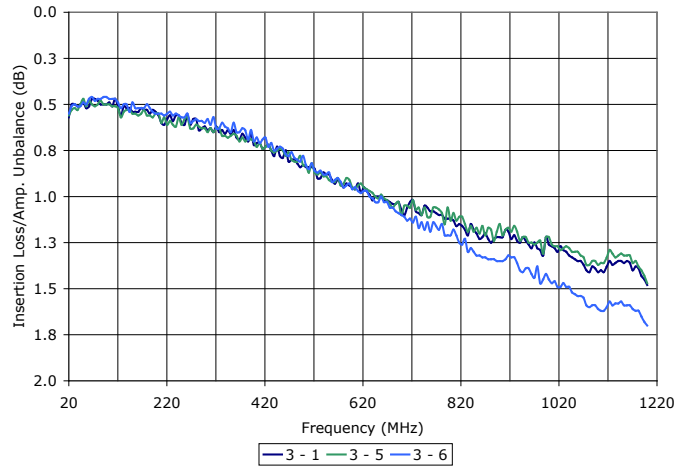

20 - 1200 MHz

FEATURES:

- ▶ Excellent Performance
- ▶ Wide Bandwidth
- ▶ Small Size, Surface Mount
- ▶ Moderate Power
- ▶ Lead Free RoHS Compliant

APPLICATIONS:

- ▶ Signal Splitting & Low Power Combining



SPECIFICATIONS (Rev. C 12/01/09)

Frequency	20 - 1200 MHz		
Insertion Loss (dB) *	Freq. (MHz)	Typ.	Max.
	20 - 200	0.6	0.9
	200 - 600	0.9	1.3
Isolation (dB)	Freq. (MHz)	Typ.	Min.
	20 - 200	26	23
	200 - 600	20	18
Phase Unbalance	Freq. (MHz)	Typ.	Max.
	20 - 200	0.5°	2.0°
	200 - 600	0.5°	3.0°
Amplitude Unbalance (dB)	Freq. (MHz)	Typ.	Max.
	20 - 200	0.05	0.15
	200 - 600	0.05	0.20
Input Power **	Freq. (MHz)	Typ.	Max.
	20 - 200	0.30	0.50
	600 - 1200	0.30	0.50
VSWR (All Ports)	Typ.	Max.	
	1.4:1	1.6:1	
Impedance	50 Ohms (Nom.)		
Operating Temperature Range	-40 to +85 °C		

* Above 4.8 dB theoretical split loss.
 ** Handling power applies to splitter mode and assumes ideal 50 Ohms impedance matching on all ports.

Package # 345

PORT CONFIGURATION

Input	Output	No Connection	GND
3	1,5,6	2	All Others



3-WAY POWER DIVIDER

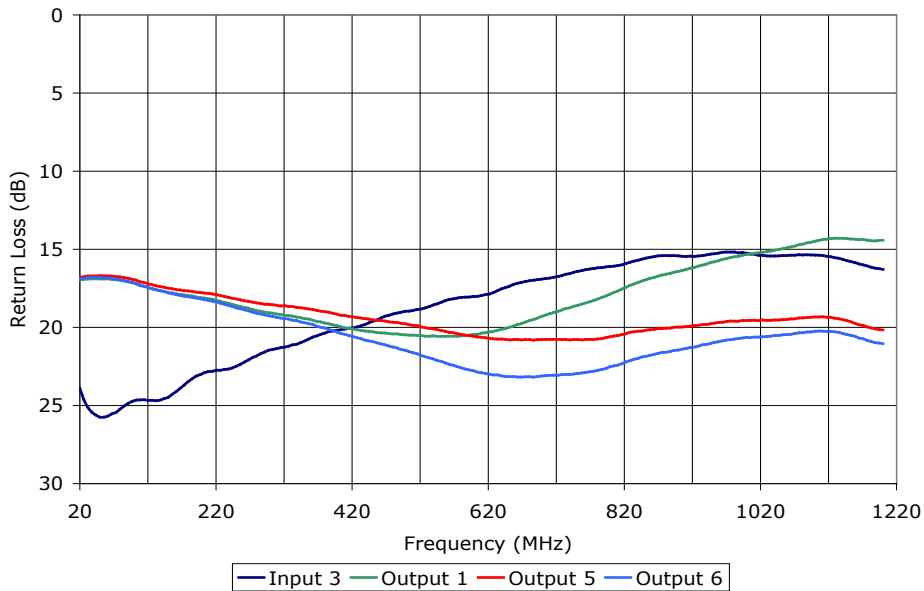
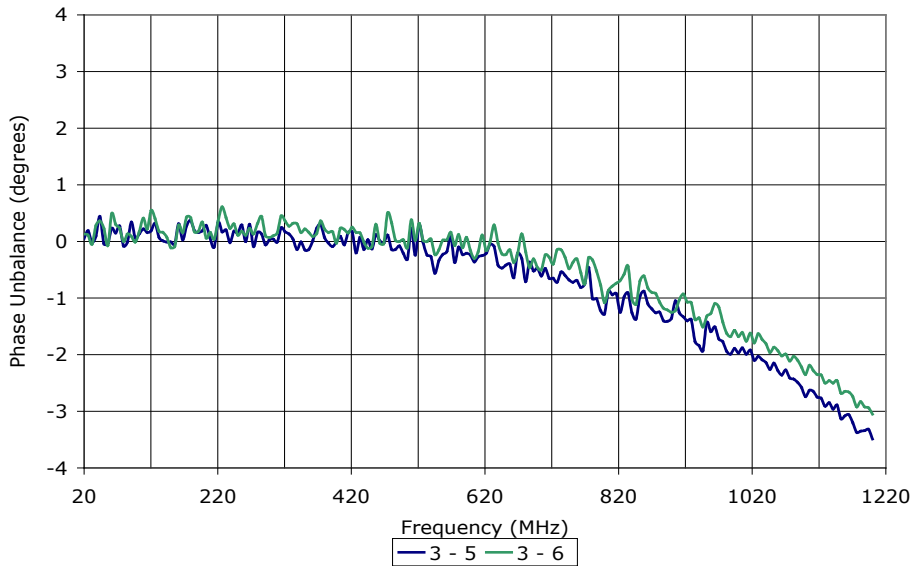
SURFACE MOUNT MODEL: SPD-3-7

WIDE BANDWIDTH

20 - 1200 MHz

DATA @ 25°C

PERFORMANCE PLOTS



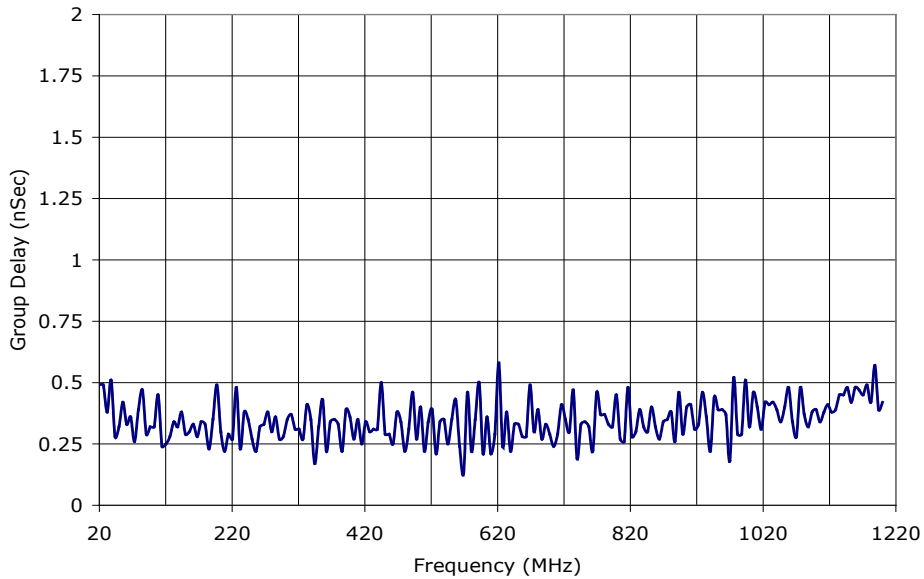
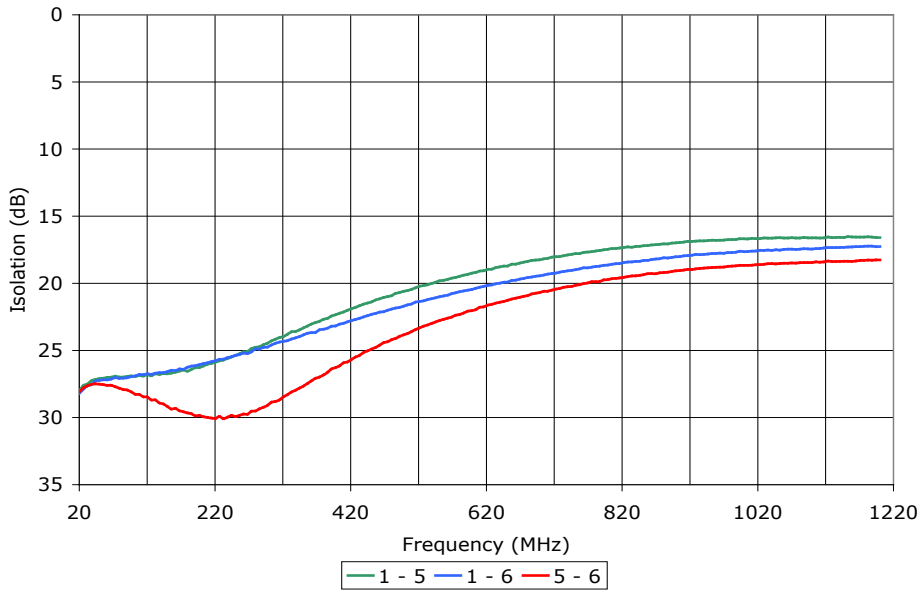
3-WAY POWER DIVIDER

SURFACE MOUNT MODEL: SPD-3-7

WIDE BANDWIDTH

20 - 1200 MHz

DATA @ 25°C



PERFORMANCE PLOTS