

RF IMPEDANCE TRANSFORMER

SURFACE MOUNT MODEL: TM1-3

WIDE BANDWIDTH

30 - 6500 MHz

FEATURES:

- ▶ Cost Effective
- ▶ Low Loss
- ▶ Small Size, Surface Mount
- ▶ Lead Free Patented REL-PRO® Technology



Part Identifier:
2 Green Dots

SPECIFICATIONS (Rev. A 01/20/15)

Frequency	30 - 6500 MHz								
Impedance Ratio	1:1								
Insertion Loss (dB) *	<table border="1"> <tr> <th>Frequency (MHz)</th> <th>dB (Max.)</th> </tr> <tr> <td>30 - 1000</td> <td>3.2</td> </tr> <tr> <td>1001 - 3000</td> <td>3.2</td> </tr> <tr> <td>3001 - 6500</td> <td>4.0</td> </tr> </table>	Frequency (MHz)	dB (Max.)	30 - 1000	3.2	1001 - 3000	3.2	3001 - 6500	4.0
	Frequency (MHz)	dB (Max.)							
	30 - 1000	3.2							
1001 - 3000	3.2								
3001 - 6500	4.0								
Amplitude Unbalance	0.4 dB (Typ.)								
Phase Unbalance	12° (Typ.)								
Return Loss	10 dB (Typ.)								
Input Power	0.25 Watt (Max.)								
Input Impedance	50 Ohms (Nom.)								
Operating Temperature Range	-40 to +85 °C								
* Plot excludes 3 dB Split Loss									

Package # 311

REL-PRO® Patent No. 7,612,296

PACKAGE MOUNTING: SEE APPLICATION NOTES AN7200 & AN7301

PORT CONGRUATION			
Pri. Dot	Pri.	Sec. Dot	Sec.
6	4	1	3

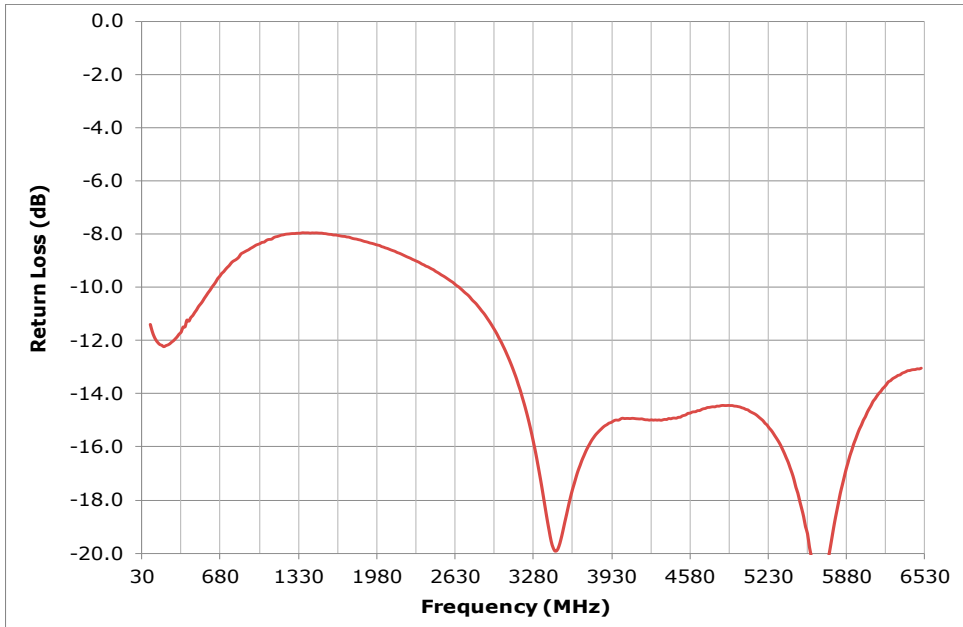
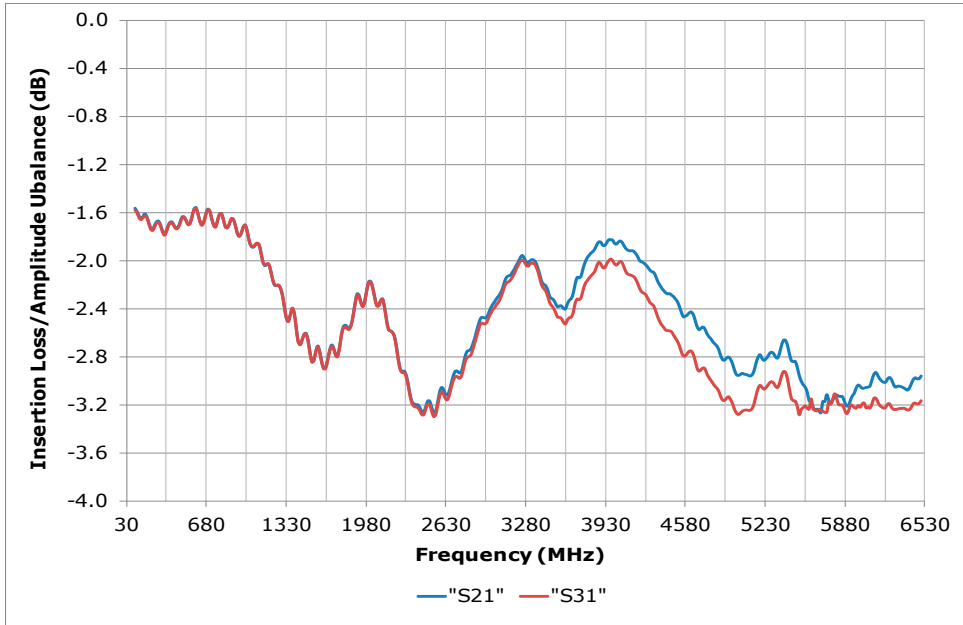
RF IMPEDANCE TRANSFORMER

SURFACE MOUNT MODEL: TM1-3

WIDE BANDWIDTH

30 - 6500 MHz

Data @ 25°C



PERFORMANCE PLOTS

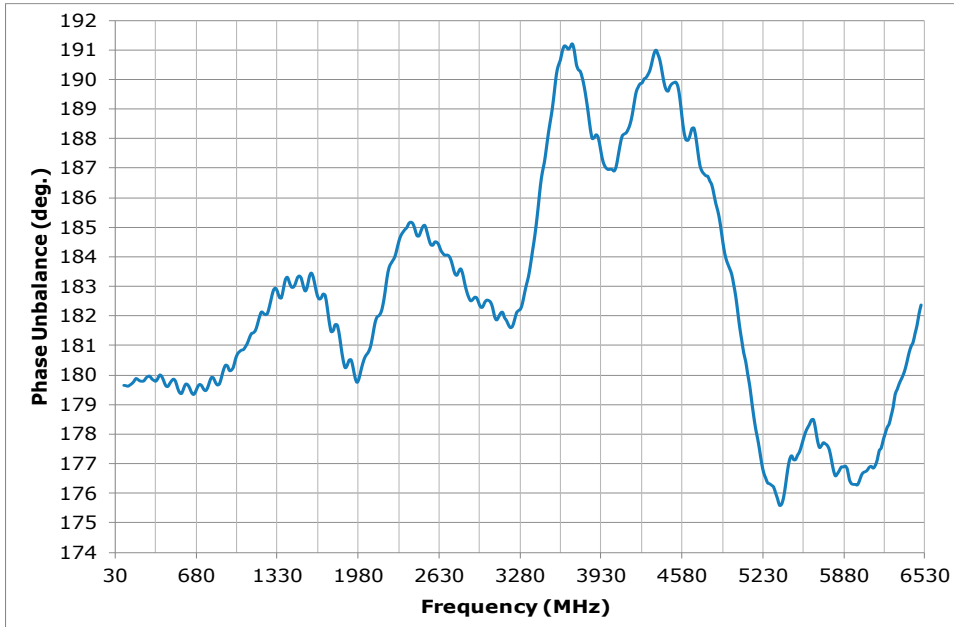
RF IMPEDANCE TRANSFORMER

SURFACE MOUNT MODEL: TM1-3

WIDE BANDWIDTH

30 - 6500 MHz

Data @ 25°C



PERFORMANCE PLOTS