

BI-DIRECTIONAL COUPLER

CONNECTORIZED MODEL: KBCHP-2082

WIDE BANDWIDTH

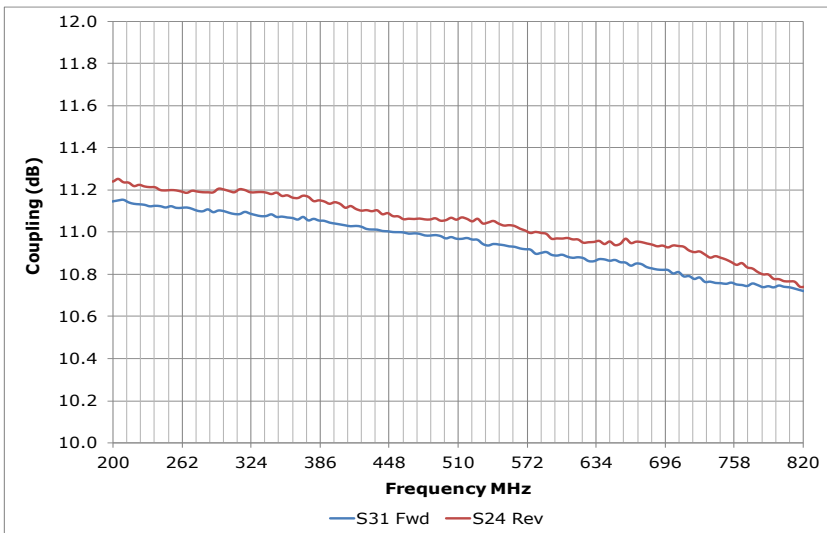

200 - 820 MHz

FEATURES:

- ▶ High Power Rating
- ▶ Low Insertion Loss
- ▶ Excellent Coupling Flatness
- ▶ High Directivity

APPLICATION:

- ▶ Antenna Signal Monitoring



SPECIFICATIONS

Frequency	200 - 820 MHz		
Coupling	11.0 ±0.46 dB (Nom.)		
Coupling Flatness	±0.5 dB (Max.)		
Mainline Loss ¹	Freq. (MHz)	Typ.	Max.
	200 - 450	0.48	0.70
	450 - 650	0.60	0.85
	650 - 820	0.74	0.90
Directivity (dB) ²	Freq. (MHz)	Typ.	Min.
	200 - 450	23	20
	450 - 650	24	20
	650 - 820	22	19
Input Power Rating	Freq. (MHz)	Watts (Avg.)	
	200 - 600	25	
	600 - 820	20	
Impedance	50 Ohms (Nom.)		
VSWR	1.3:1 (Typ.) / 1.45:1 (Max.)		
Operating Temperature Range	-40 to +85 °C		
Storage Temperature Range	-55 to +100 °C		

¹ Including Coupling Loss.
² Directivity is the isolation value minus the coupling value.

Package # 363

All Dimensions in inches (mm)
 Tolerances: 2 PL. ±0.030 inch. (0.762mm)
 3 PL. ±0.015 inch. (0.381mm)

PORT CONFIGURATION			
Input	Output	FWD. Coupled	REV. Coupled
1	2	4	3

Functional Diagram

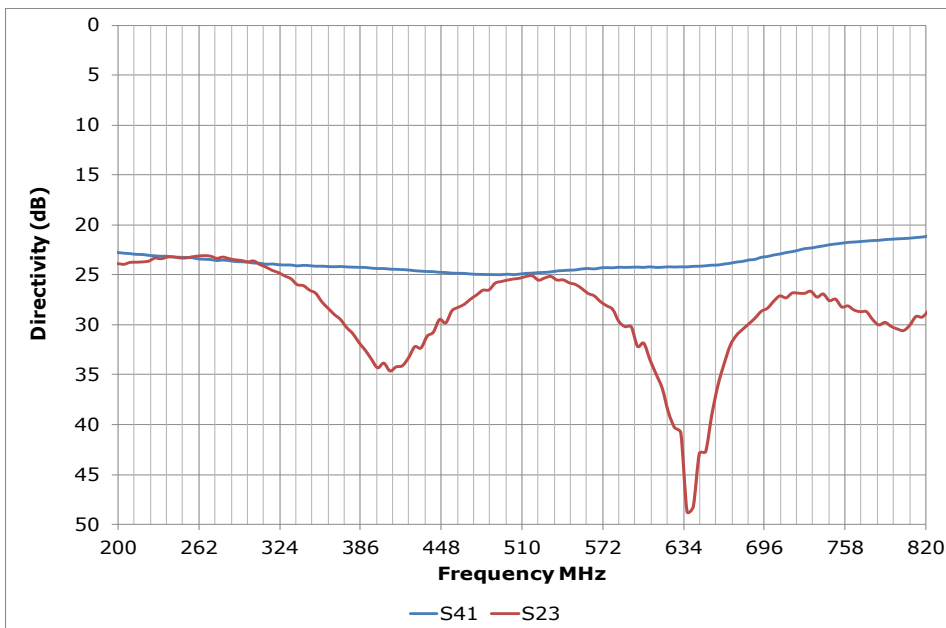
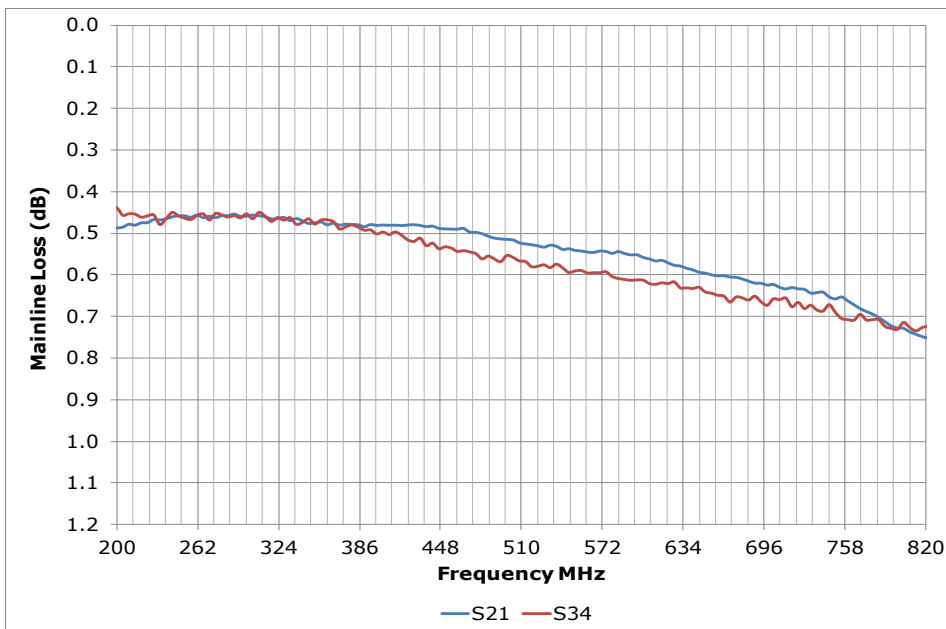
BI-DIRECTIONAL COUPLER

CONNECTORIZED MODEL: KBCHP-2082

WIDE BANDWIDTH

200 - 820 MHz

PERFORMANCE PLOTS

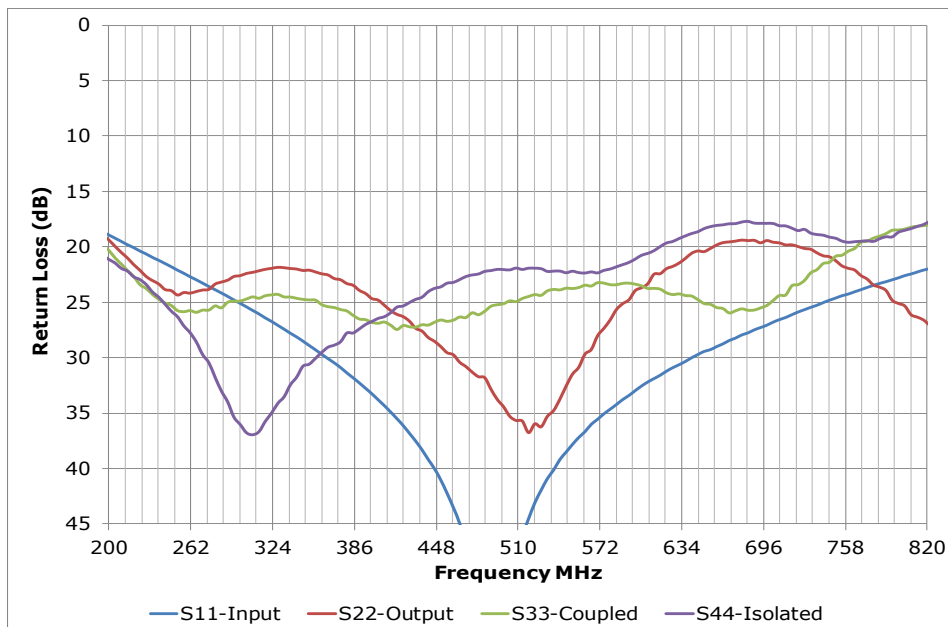


BI-DIRECTIONAL COUPLER

CONNECTORIZED MODEL: KBCHP-2082

WIDE BANDWIDTH

200 - 820 MHz



PERFORMANCE PLOTS