

DIRECTIONAL COUPLER

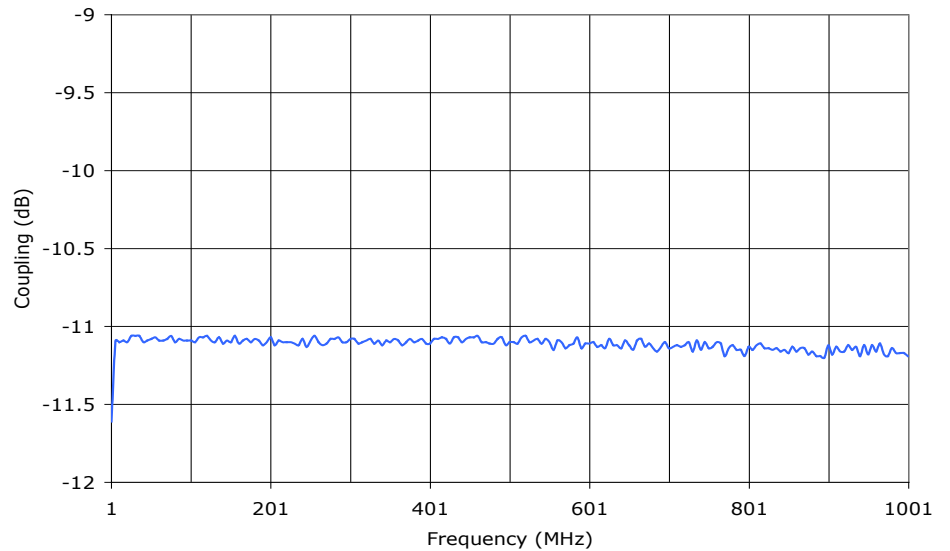
CONNECTORIZED MODEL: KBK-7C4S

WIDE BANDWIDTH

1 - 1000 MHz

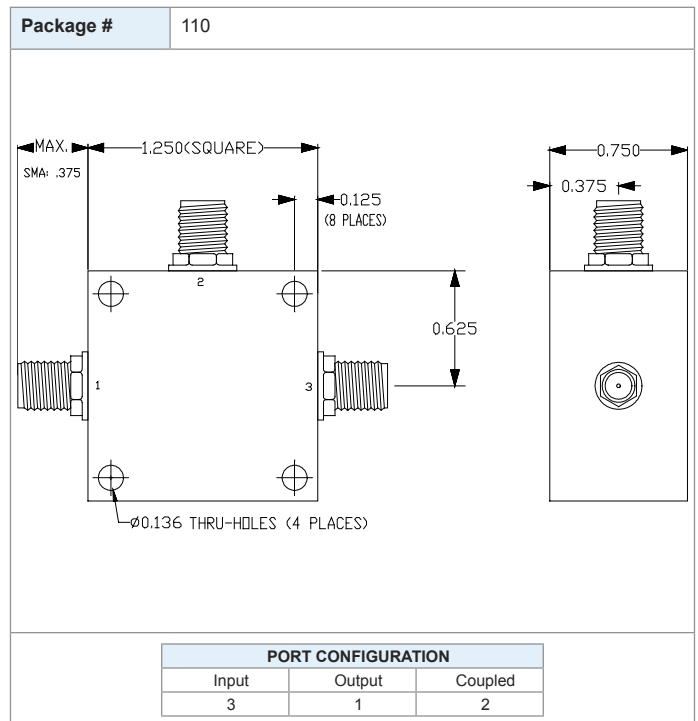
FEATURES:

- ▶ Low Insertion Loss
- ▶ Excellent Coupling Flatness
- ▶ High Directivity



SPECIFICATIONS (Rev. A 06/13/07)

Frequency	1 - 1000 MHz		
Coupling	11 dB \pm 0.5 dB (Nom.)		
Coupling Flatness	\pm 0.5 dB		
Mainline Loss	Freq. (MHz)	dB (Typ.)	dB (Max.)
	1-10	1.2	1.7
	10-500	1.2	1.7
	500-1000	1.6	2.0
Directivity	Freq. (MHz)	dB (Typ.)	dB (Min.)
	1-10	32	25
	10-500	28	23
	500-1000	26	20
Input Power	1 Watt (Max.)		
Output Impedance	50 Ohms (Nom.)		
VSWR:	1.2:1 (Typ.)		
Operating Temperature Range	-55 to +100 °C		

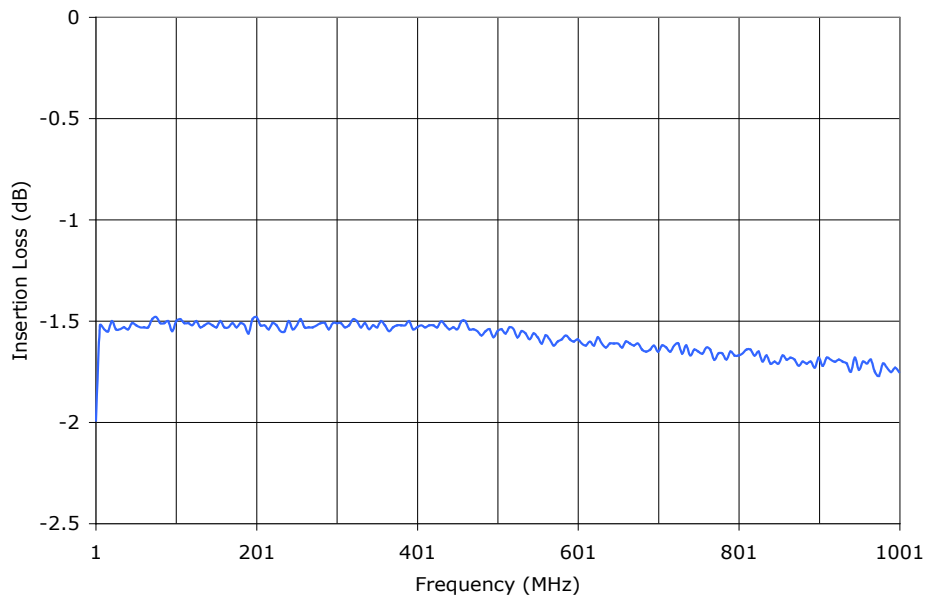
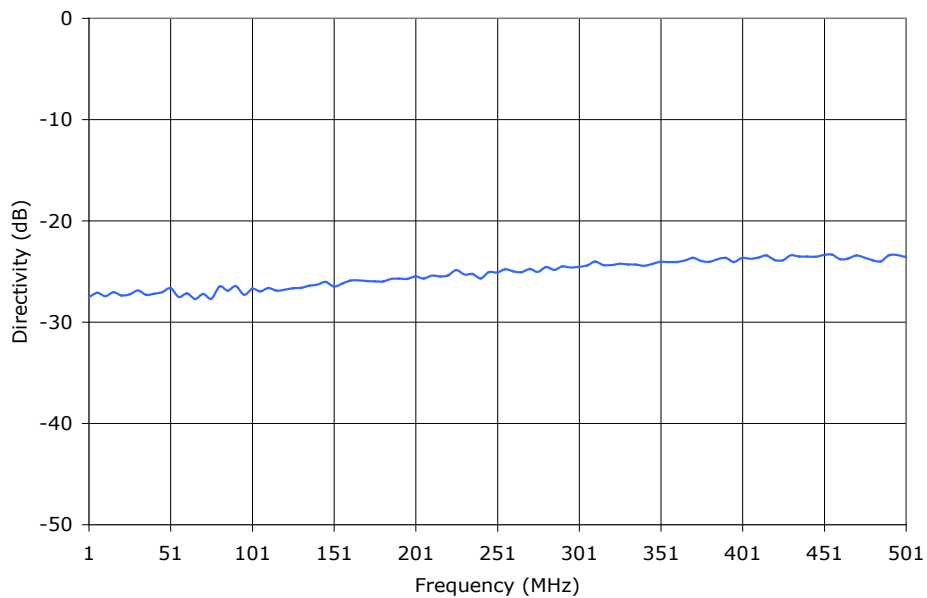


DIRECTIONAL COUPLER

CONNECTORIZED MODEL: KBK-7C4S

WIDE BANDWIDTH

1 - 1000 MHz



PERFORMANCE PLOTS

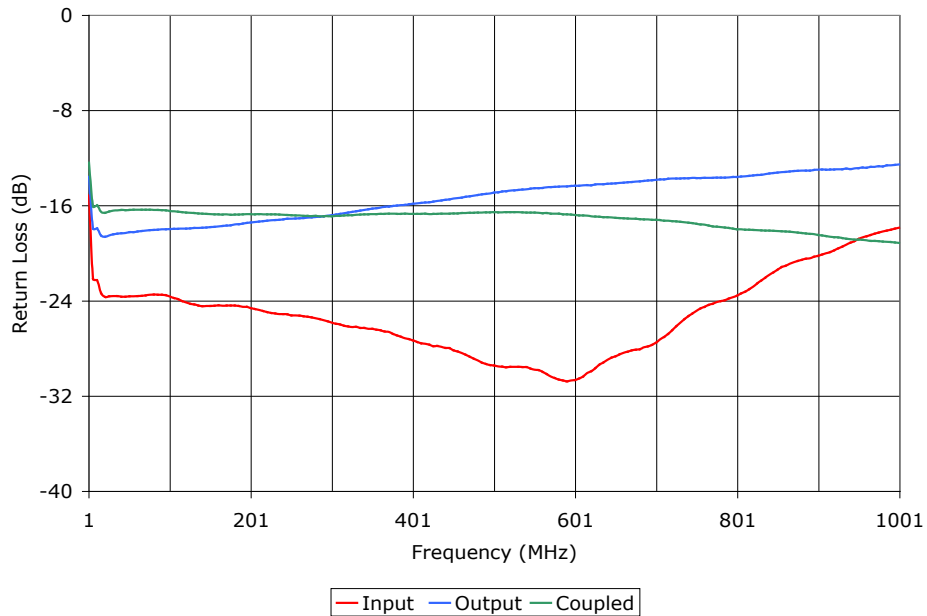


DIRECTIONAL COUPLER

CONNECTORIZED MODEL: KBK-7C4S

WIDE BANDWIDTH

1 - 1000 MHz



PERFORMANCE PLOTS