

BI-DIRECTIONAL COUPLER

CONNECTORIZED MODEL: KDK-HP-255

WIDE BANDWIDTH

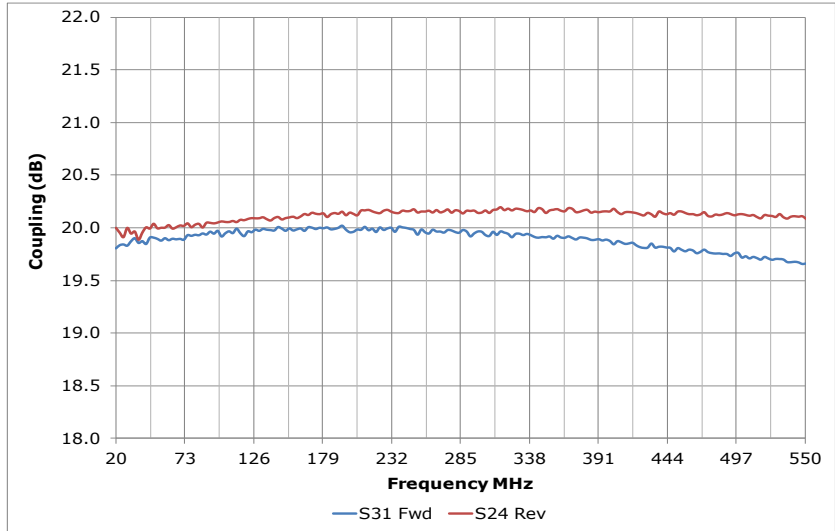

20 - 550 MHz

FEATURES:

- ▶ High Power Rating
- ▶ Low Insertion Loss
- ▶ Excellent Coupling Flatness
- ▶ High Directivity

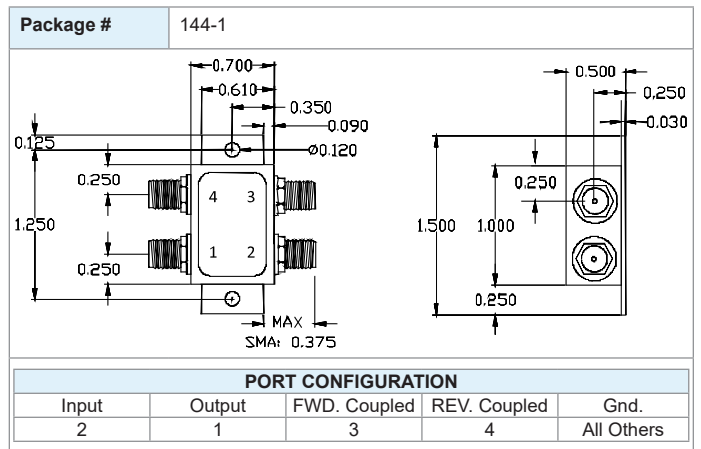
APPLICATION:

- ▶ Antenna Signal Monitoring



SPECIFICATIONS

Frequency	20 - 550 MHz		
Coupling	20 ±0.6 dB (Nom.)		
Coupling Flatness	±0.4 dB (Max.)		
Mainline Loss ¹	Freq. (MHz)	Typ.	Max.
	20 - 220	0.13	0.25
	200 - 400	0.17	0.28
Directivity (dB) ²	Freq. (MHz)	Typ.	Min.
	20 - 220	25	20
	200 - 400	25	20
Input Power Rating	Freq. (MHz)	Watts (Avg.)	
	20 - 350	30	
	350 - 550	25	
Impedance	50 Ohms (Nom.)		
VSWR	1.15:1 (Typ.) / 1.30:1 (Max.)		
Operating Temperature Range	-40 to +85 °C		
Storage Temperature Range	-55 to +100 °C		
¹ Including Coupling Loss.			
² Directivity is the isolation value minus the coupling value.			



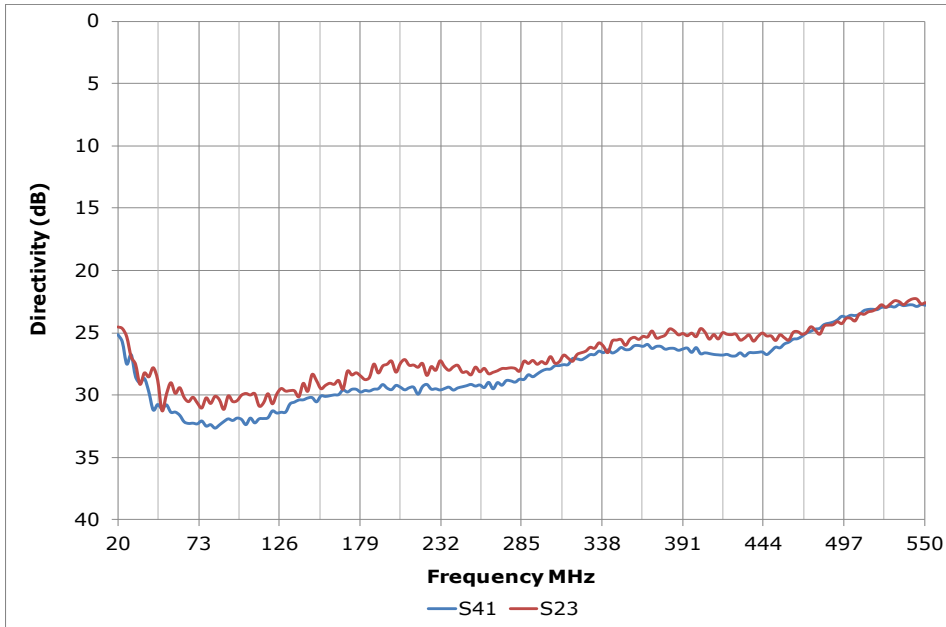
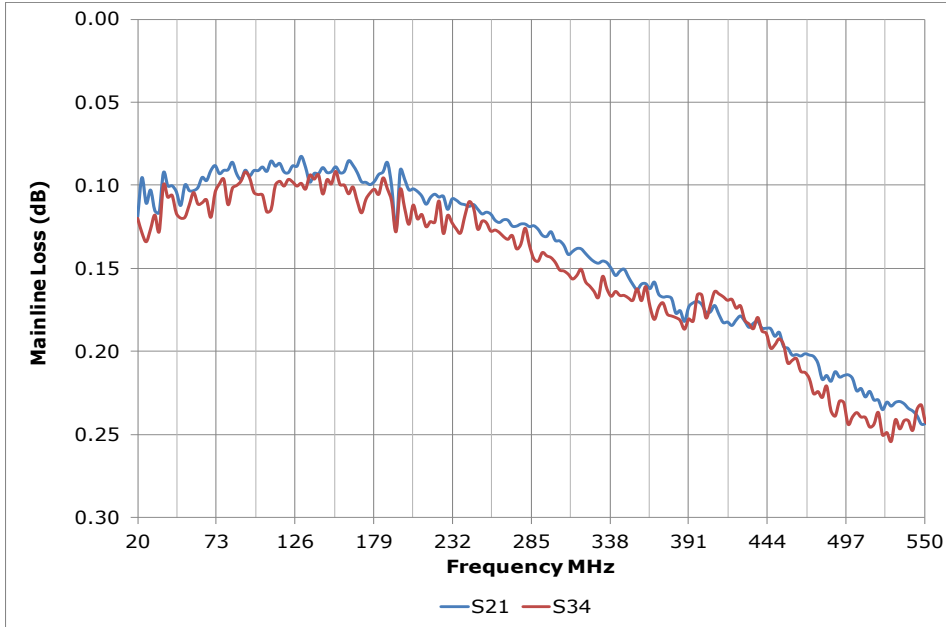
BI-DIRECTIONAL COUPLER

CONNECTORIZED MODEL: KDK-HP-255

WIDE BANDWIDTH

20 - 550 MHz

PERFORMANCE PLOTS

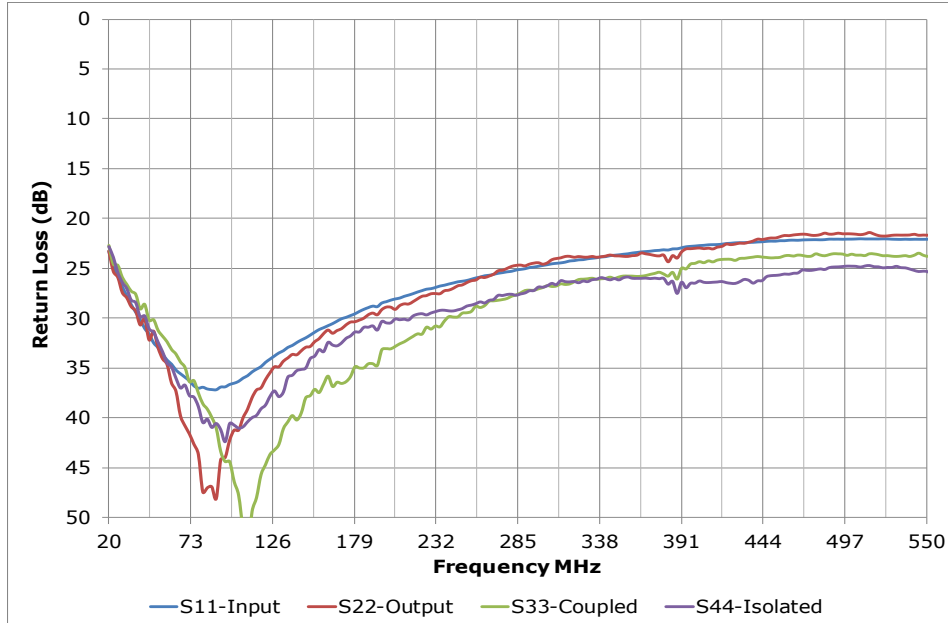


BI-DIRECTIONAL COUPLER

CONNECTORIZED MODEL: KDK-HP-255

WIDE BANDWIDTH

20 - 550 MHz



PERFORMANCE PLOTS