

BI-DIRECTIONAL COUPLER

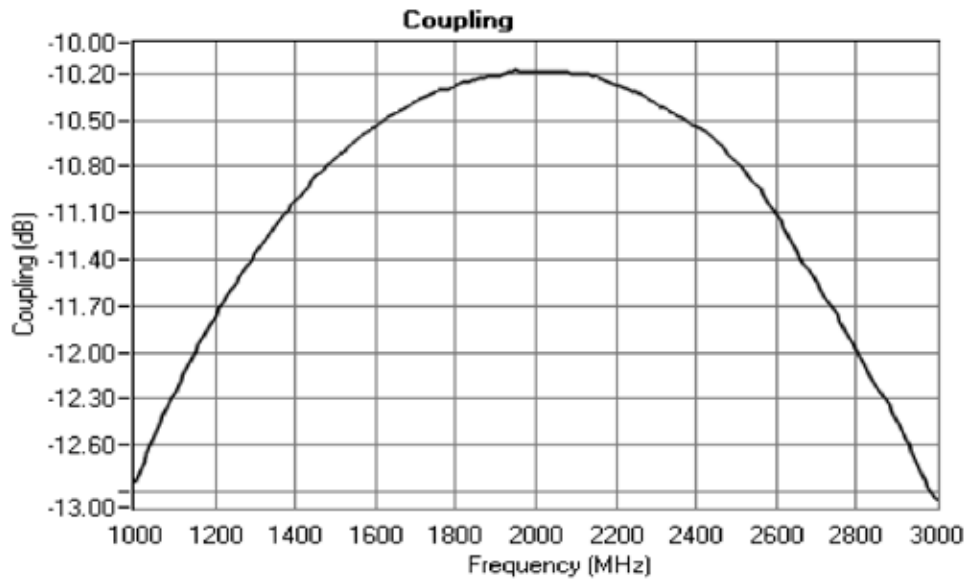
SYNSTRIP® MODEL: SCS-1522B

WIDE BANDWIDTH

1500 - 2200 MHz

FEATURES:

- ▶ SYNSTRIP® Technology
- ▶ Small Size, Surface Mount
- ▶ Optimum Performance



SPECIFICATIONS (Rev. B 08/21/07)

Frequency	1500 - 2200 MHz	
Coupling	10 dB ±1 dB (Nom.)	
Mainline Loss	0.25 dB (Max.) *	
Directivity	dB (Typ.)	dB (Min.)
	23	18
Frequency Sensitivity	±0.30 dB (Max.)	
Power Rating	100 Watts (CW Max.)	
Impedance	50 Ohms (Nom.)	
VSWR	dB (Typ.)	dB (Max.)
	1.20:1	1.25:1
Operating Temperature Range	-55 to +85 °C	
* Excluding coupling loss		

Package # 226-1

TOP VIEW

SIDE VIEW

BOTTOM VIEW

HATCHED AREA IS METALIZATION.

IMPORTANT NOTES:

- 1) THE WIDTH OF THE LIVE PADS SHOULD CORRESPOND TO 50 OHM FOR THE DI-ELECTRIC CONSTANT AND THICKNESS OF THE CHOSEN PC BOARD MATERIAL. THE GIVEN VALUE(*) CORRESPONDS TO Er=3.38 & THICKNESS=0.032" (ROGERS RO 4003).
- 2) THE COUPLER SHOULD BE SOLDER ATTACHED TO THE RECOMMENDED PC BOARD LAYOUT FOR ACHIEVING SPECIFIED PERFORMANCE.

PORT CONFIGURATION

Input	Output	Isolated	Coupled
1	2	3	4

Note: For directional coupler operation, connect 50 Ohms load from isolated port to ground.

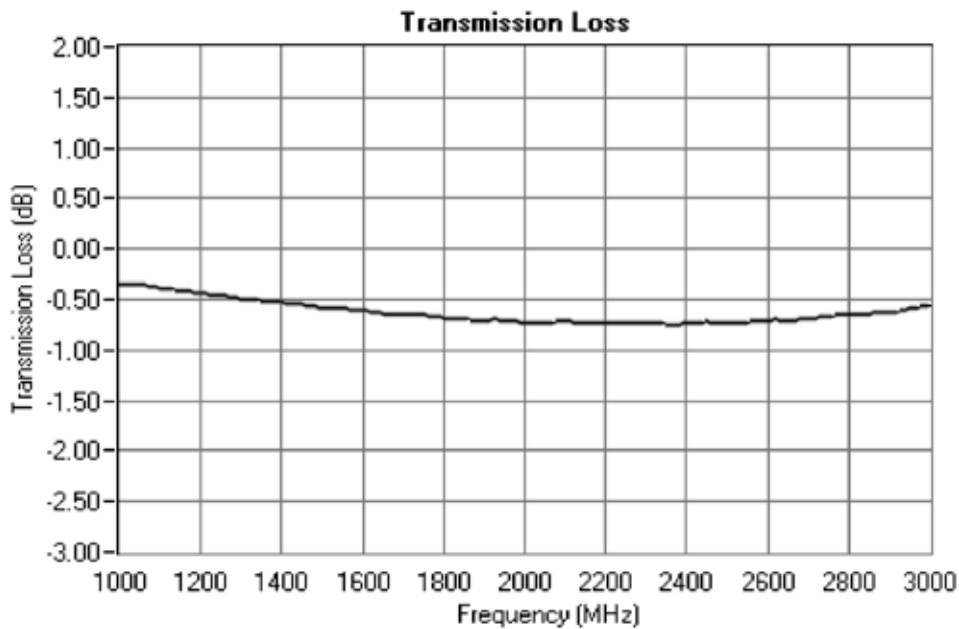
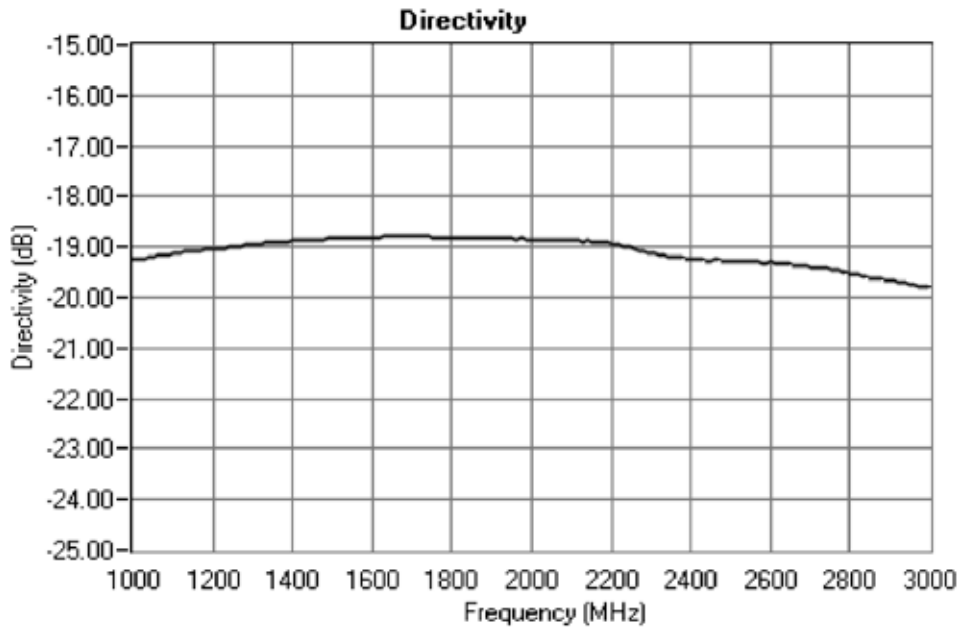
BI-DIRECTIONAL COUPLER

SYNSTRIP® MODEL: SCS-1522B

WIDE BANDWIDTH

1500 - 2200 MHz

PERFORMANCE PLOTS

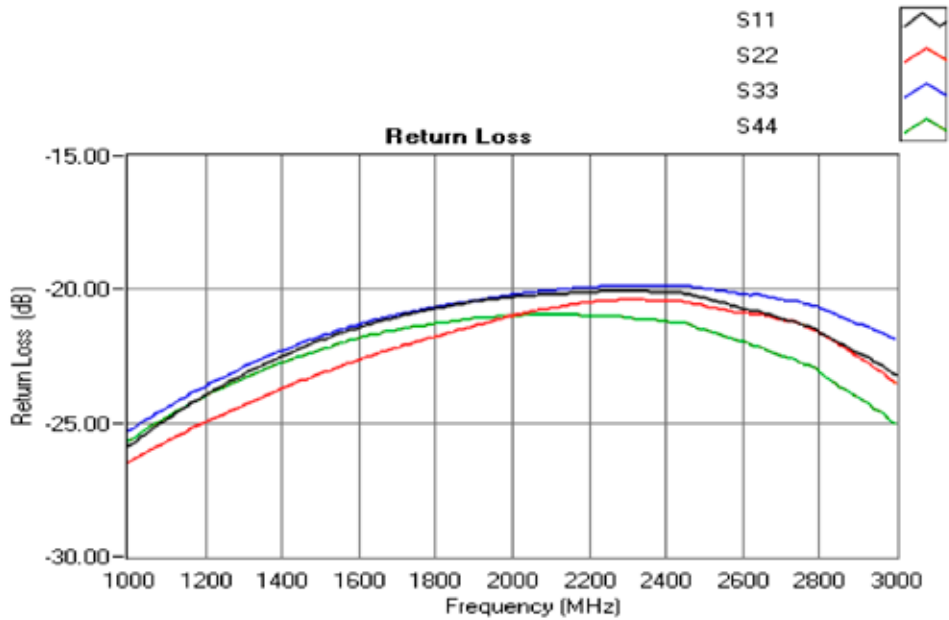


BI-DIRECTIONAL COUPLER

SYNSTRIP® MODEL: SCS-1522B

WIDE BANDWIDTH

1500 - 2200 MHz



PERFORMANCE PLOTS