


DIELECTRIC RESONATOR OSCILLATOR SURFACE MOUNT MODEL: SDRO1250-8

FREQUENCY

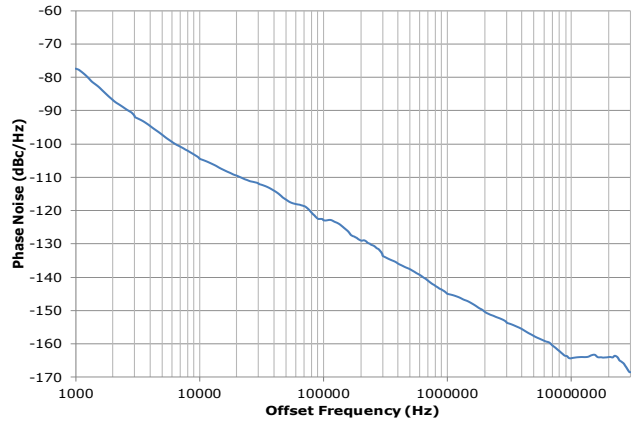
12.5 GHz

FEATURES:

- ▶ Exceptional Phase Noise Performance
- ▶ Small Size Surface Mount
- ▶ Lead Free RoHS Compliant



Phase Noise



SPECIFICATIONS (Rev. C 02/11/20)

Frequency	12.5 GHz										
Tuning Voltage	1 - 15 VDC										
Bias Voltage	+8 VDC @ 25 mA (Max.)										
Output Power	-2 dBm (Min.)										
Tuning Sensitivity	0.4 MHz/V (Typ.)										
Thermal Drift	2 ppm / °C (Typ.)										
Output Impedance	50 Ohms (Nom.)										
Harmonic Suppression	34 dBc (Typ.)										
Frequency Pulling	1.5 MHz (Typ. @ 1.75:1 VSWR)										
Frequency Pushing	900 kHz/V (Typ.)										
Tuning Port Capacitance	35 pF (Typ.)										
Modulation Bandwidth	> 20 MHz										
Phase Noise	<table border="1"> <thead> <tr> <th>Offset</th> <th>dBc/Hz (Typ.)</th> </tr> </thead> <tbody> <tr> <td>10 kHz</td> <td>-104</td> </tr> <tr> <td>100 kHz</td> <td>-123</td> </tr> <tr> <td>1 MHz</td> <td>-145</td> </tr> <tr> <td>10 MHz</td> <td>-164</td> </tr> </tbody> </table>	Offset	dBc/Hz (Typ.)	10 kHz	-104	100 kHz	-123	1 MHz	-145	10 MHz	-164
	Offset	dBc/Hz (Typ.)									
	10 kHz	-104									
	100 kHz	-123									
1 MHz	-145										
10 MHz	-164										
Jitter	88 fs (@ 1 kHz to 30 MHz) (Typ.)										
Operating Temperature Range	-15 to +75°C										

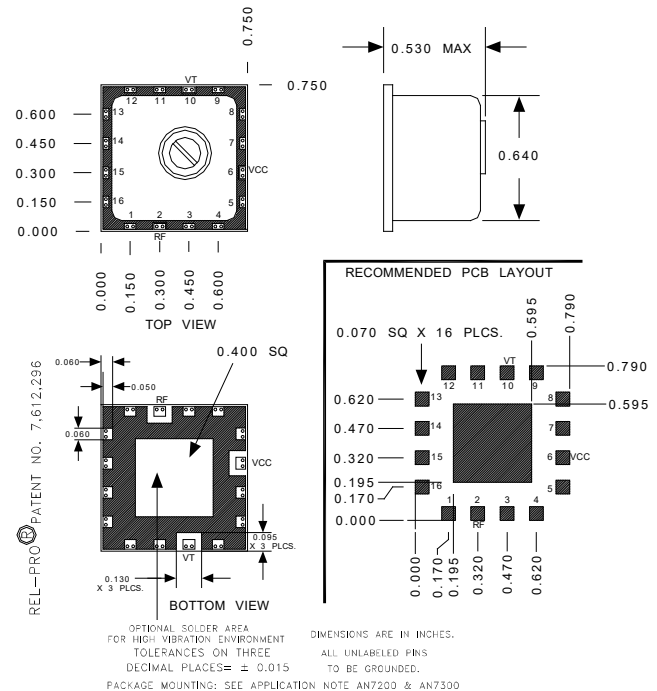
Absolute Maximum Ratings

Storage Temp. Range	-30 to +85 °C
Bias Voltage	+8.5 V
Tuning Voltage	+16 V
DC Voltage Applied to RF Out	±25 V

Notes:

1. Tuning of the mechanical screw can cause significant shifts in frequency and cause irreversible damage to the product. Warranty is void if tuning screw exceeds ±0.5 turn max.

Package # 396

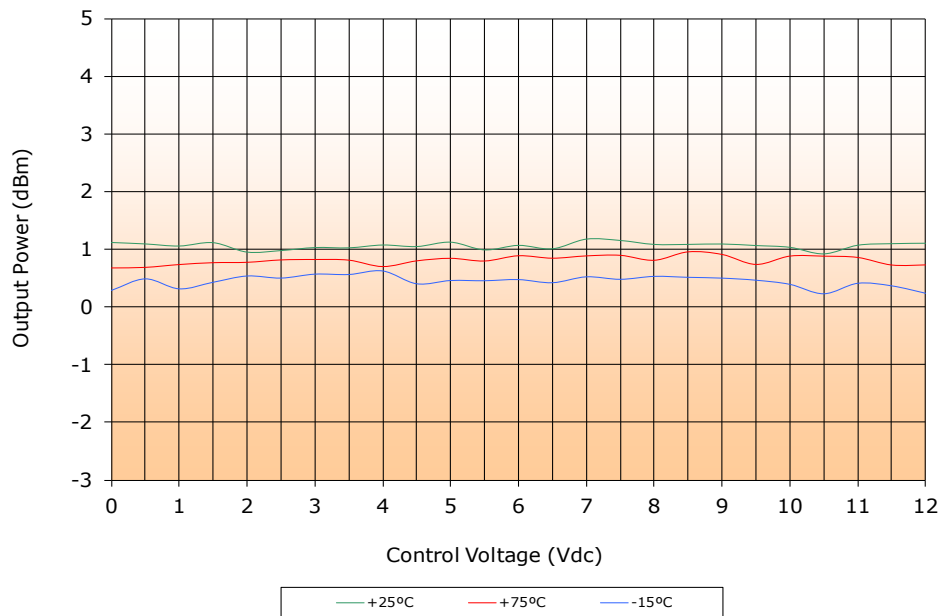
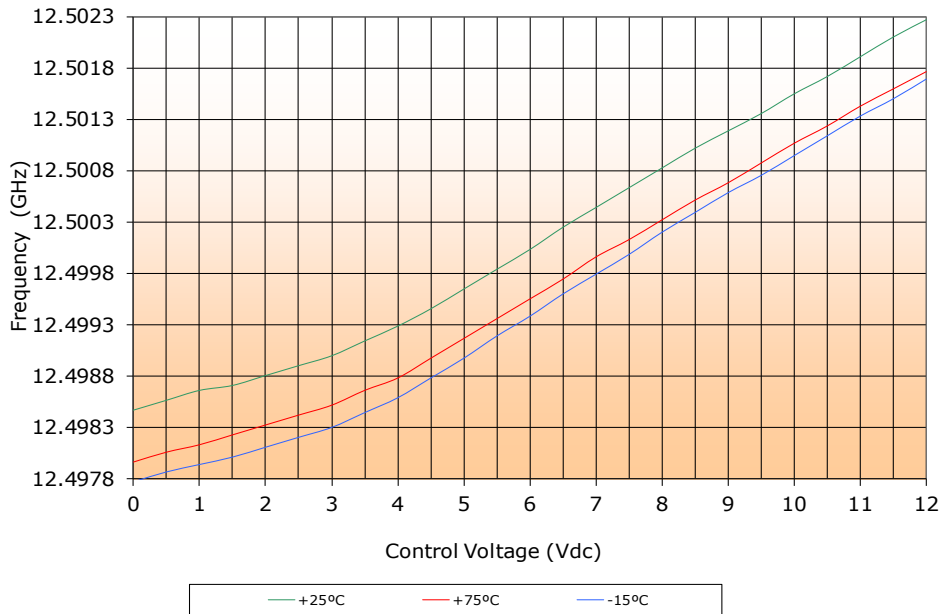


DIELECTRIC RESONATOR OSCILLATOR SURFACE MOUNT MODEL: SDRO1250-8

FREQUENCY

12.5 GHz

PERFORMANCE PLOTS



DIELECTRIC RESONATOR OSCILLATOR SURFACE MOUNT MODEL: SDRO1250-8

FREQUENCY

12.5 GHz

PERFORMANCE PLOTS

