

DIELECTRIC RESONATOR OSCILLATOR


SURFACE MOUNT MODEL: SDRO900-8

FREQUENCY

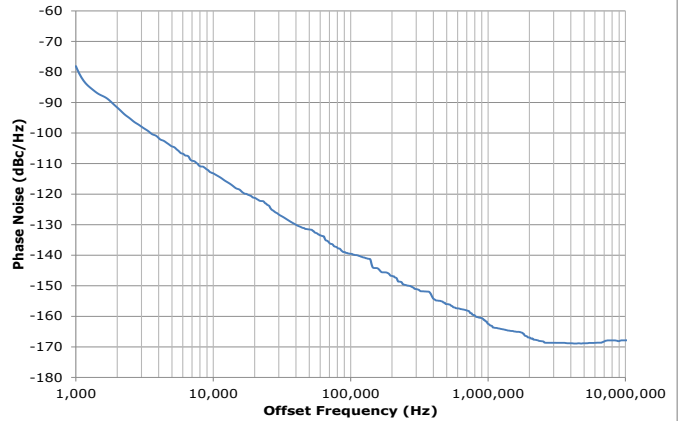
9 GHz

FEATURES:

- ▶ Exceptional Phase Noise Performance
- ▶ Small Size Surface Mount
- ▶ Lead Free RoHS Compliant



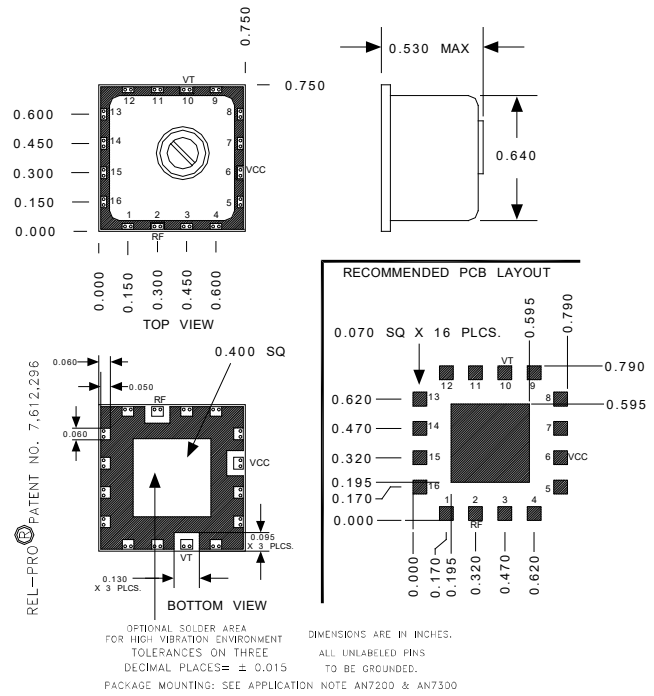
Phase Noise



SPECIFICATIONS

Frequency	9 GHz	
Tuning Voltage	1 - 10 VDC	
Bias Voltage	+8 VDC @ 25 mA (Max.)	
Output Power	+1 dBm (Min.)	
Tuning Sensitivity	1.5 MHz/V (Typ.)	
Thermal Drift	2 ppm / °C (Typ.)	
Output Impedance	50 Ohms (Nom.)	
Harmonic Suppression	34 dBc (Typ.)	
Frequency Pulling	500 kHz (Typ. @ 1.75:1 VSWR)	
Frequency Pushing	400 kHz/V (Typ.)	
Tuning Port Capacitance	10 pF (Typ.)	
Modulation Bandwidth	> 20 MHz	
Phase Noise @ 25 °C	Offset	dBc/Hz (Typ.)
	10 kHz	-112
	100 kHz	-132
	1 MHz	-152
	10 MHz	-165
Jitter	90 fs (@ 1 kHz to 30 MHz) (Typ.)	
Operating Temperature Range	-15 to +75 °C	

Package # 396



Absolute Maximum Ratings

Storage Temp. Range	-30 to +85 °C
Bias Voltage	+8.5 V
Tuning Voltage	+16 V
DC Voltage Applied to RF Out	±25 V

Notes:

1. Tuning screws are factory locked for optimum performance at the center frequency. Tuning of the mechanical screw can cause significant shifts in frequency and adversely affect overall performance. Warranty is void if seal over tuning screw is damaged.
2. Test data measured with bias voltage at +8V.
3. Specifications guaranteed at 8 GHz.

Copyright © Synergy Microwave Corporation
 201 McLean Boulevard • Paterson, New Jersey 07504 USA
 Tel: (973) 881-8800 • Fax: (973) 881-8361
 E-Mail: sales@synergymwave.com • Website: <http://www.synergymwave.com>
 Patents : <http://www.synergymwave.com/patents>

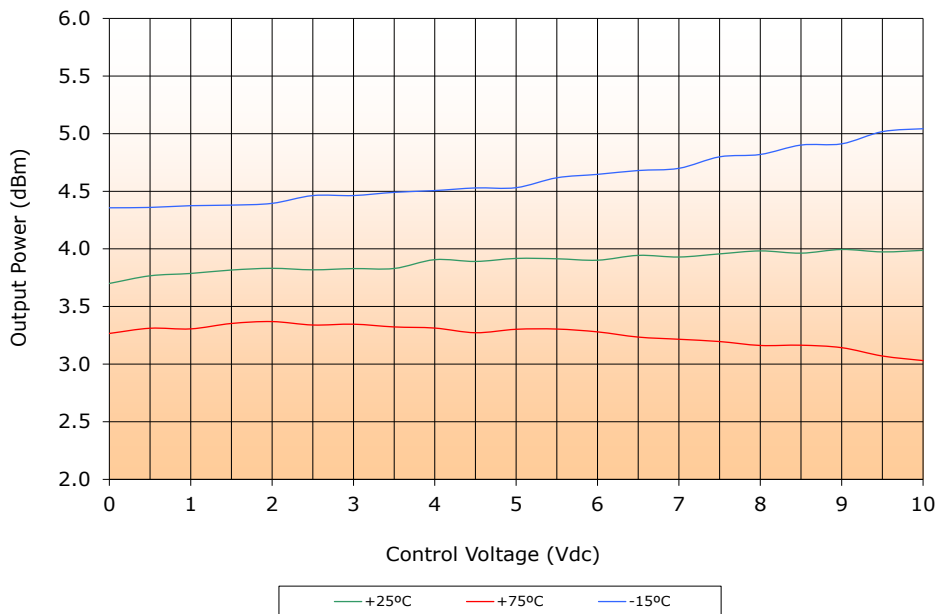
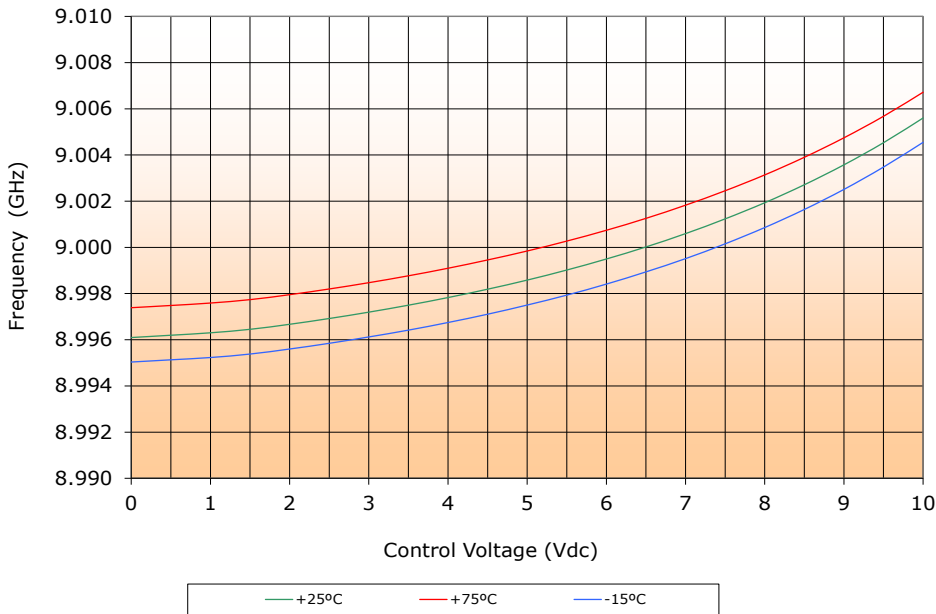


DIELECTRIC RESONATOR OSCILLATOR SURFACE MOUNT MODEL: SDRO900-8

FREQUENCY

9 GHz

PERFORMANCE PLOTS

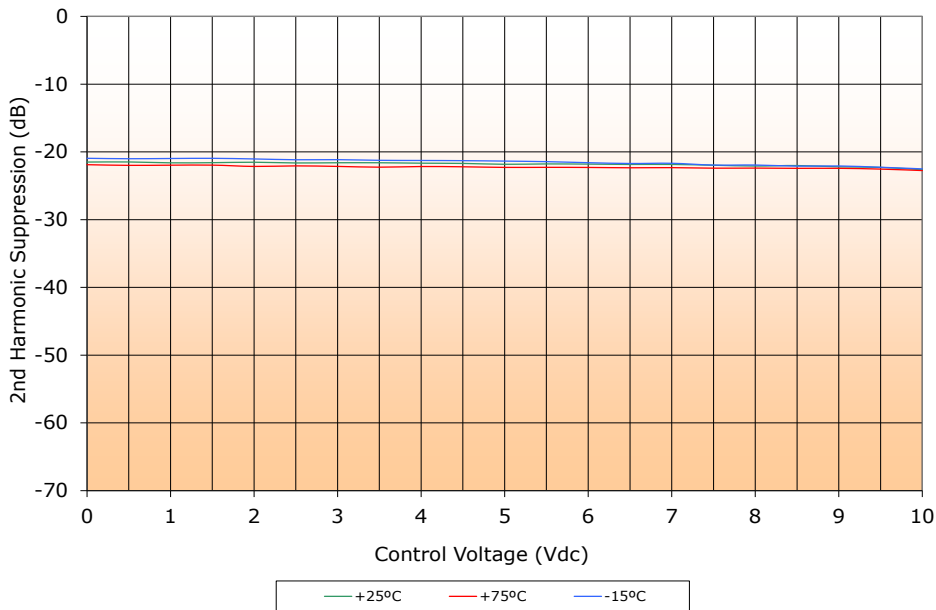
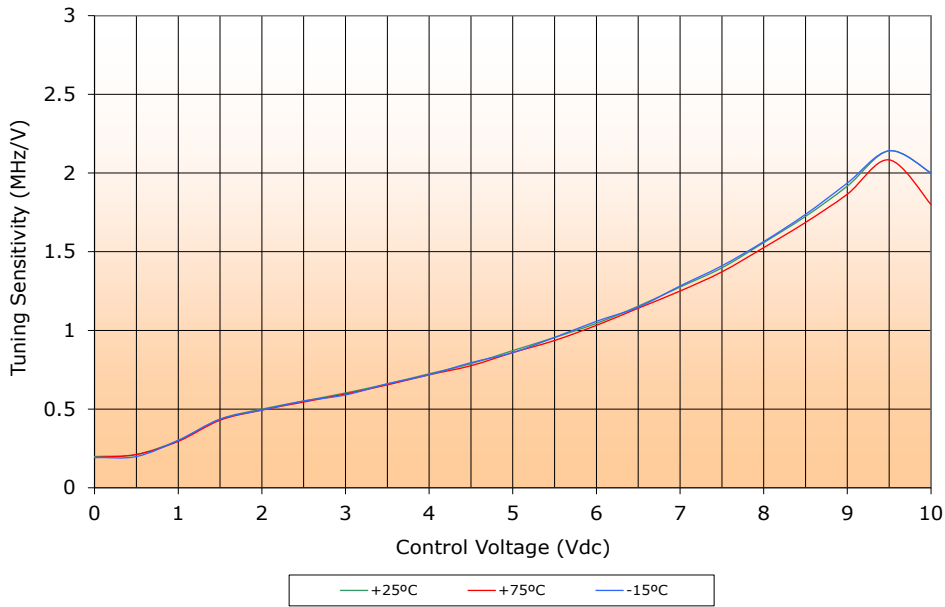


DIELECTRIC RESONATOR OSCILLATOR SURFACE MOUNT MODEL: SDRO900-8

FREQUENCY

9 GHz

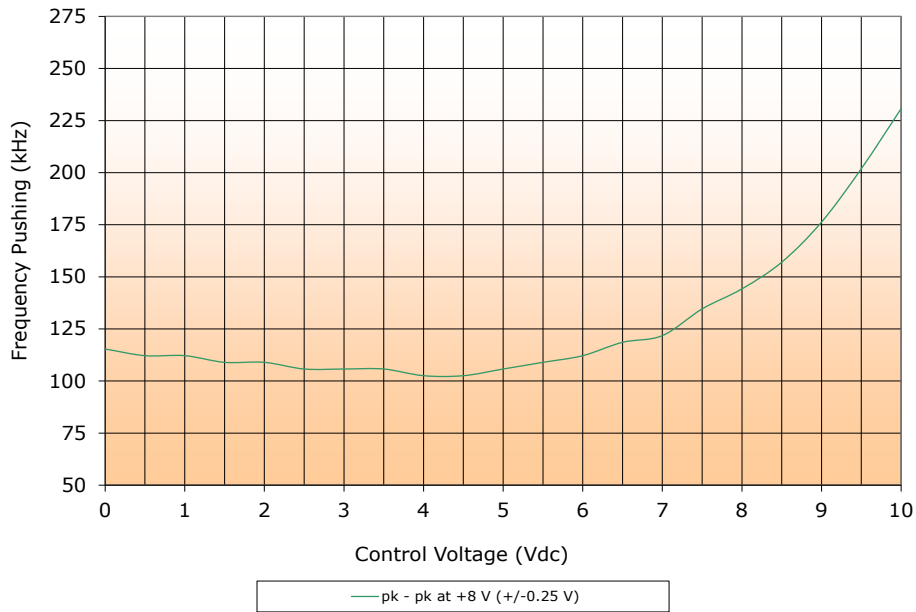
PERFORMANCE PLOTS



DIELECTRIC RESONATOR OSCILLATOR SURFACE MOUNT MODEL: SDRO900-8

FREQUENCY

9 GHz



PERFORMANCE PLOTS