

90° HYBRID

SURFACE MOUNT MODEL: DQS-10-100

FREQUENCY BANDWIDTH

10 - 100 MHz

FEATURES:

- ▶ Ultra-Wide Bandwidth (10:1)
- ▶ Small Package Size, Surface Mount
- ▶ Building Block For:
 - Power Amplifiers
 - Image Rejection Mixers
 - I & Q / SSB Modulators
 - Phase Shifters & More...



SPECIFICATIONS (Rev. E 06/26/25)

Frequency	10 - 100 MHz	
Insertion Loss (dB) *	Typ.	Max.
	1.0	1.5
Amplitude Unbalance (dB)	Typ.	Max.
	0.9	1.2
Phase Unbalance (Deg.)	Typ.	Max.
	2.0	3.0
Isolation (dB)	Typ.	Min.
	30	20
Power Rating	1 Watt (Max.)	
Impedance	50 Ohms (Nom.)	
VSWR	1.2:1 (Typ.)	
Operating Temperature Range	-40 to +85 °C	
* Insertion loss in excess of the theoretical 3 dB coupling.		

Package #	102SLF
------------------	--------

TOP VIEW

SIDE VIEW

TOLERANCES ON THREE DECIMAL PLACES= ± 0.010

LAYOUT FOT PRINTED CIRCUIT DESIGN

PORT IDENTIFICATION				
Input	Isolated*	+90° Output	0° Output	GND
1	2	8	7	All Others

* Terminate ISOLATED port with 50 Ohms.

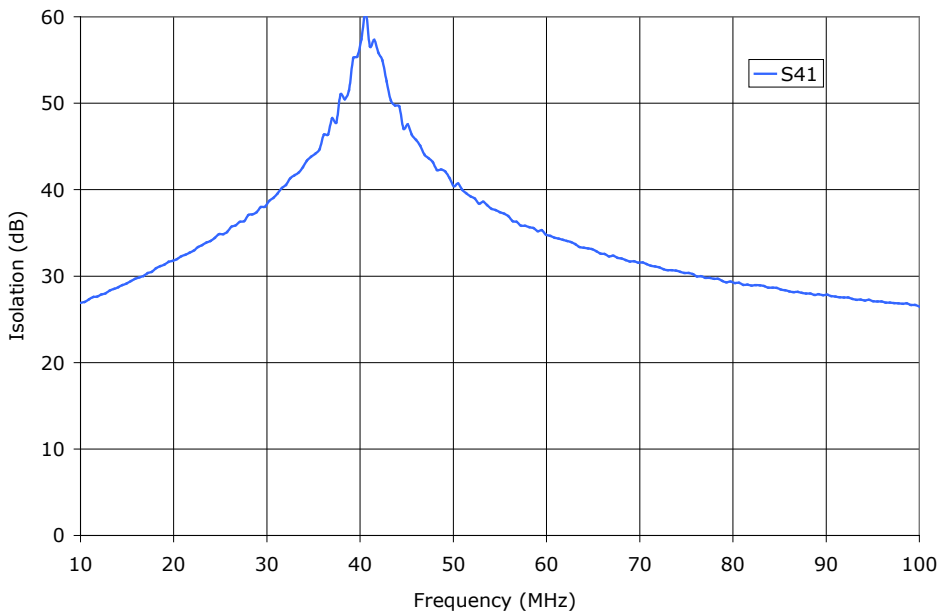
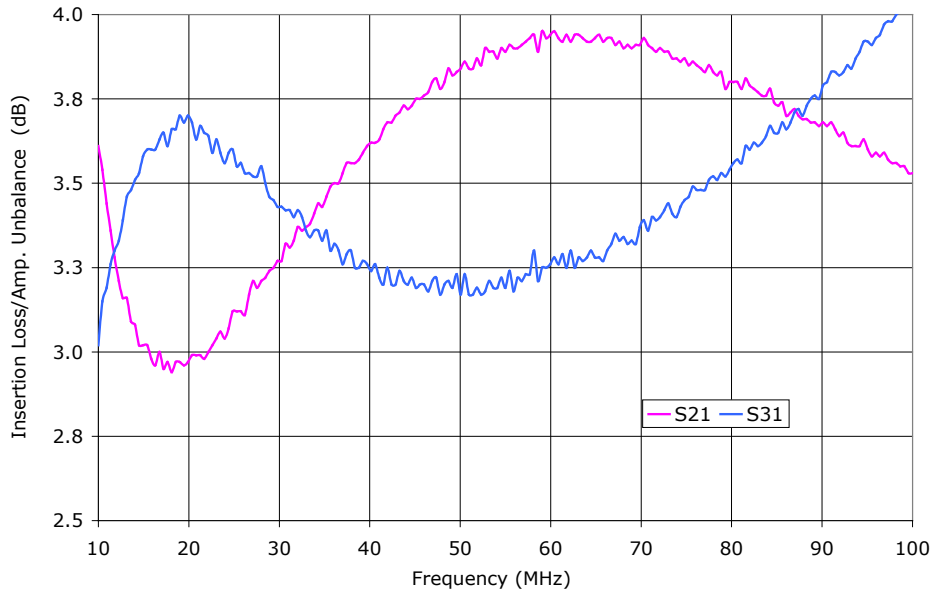
90° HYBRID

SURFACE MOUNT MODEL: DQS-10-100

FREQUENCY BANDWIDTH

10 - 100 MHz

Data @ 25°C



PERFORMANCE PLOTS

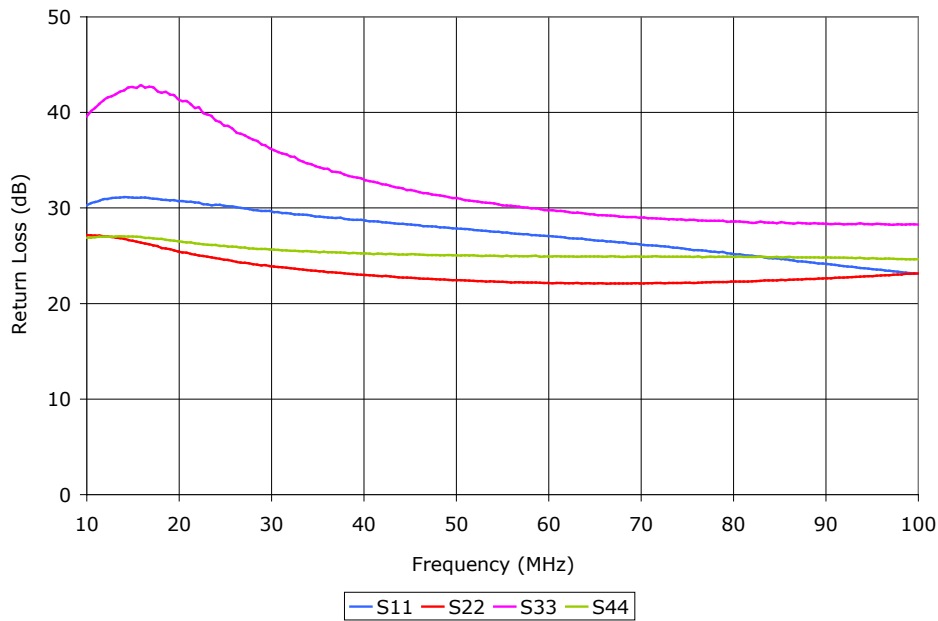
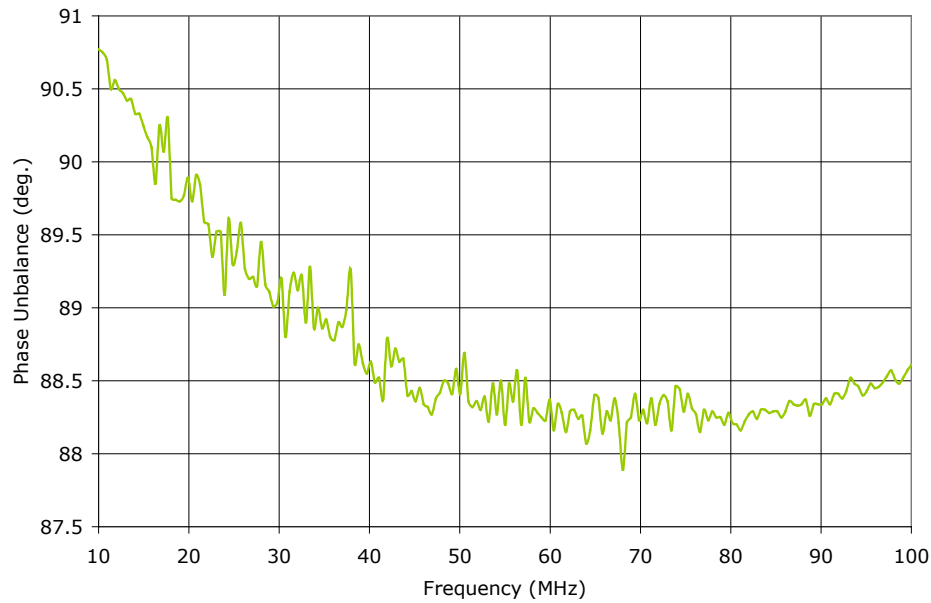
90° HYBRID

SURFACE MOUNT MODEL: DQS-10-100

FREQUENCY BANDWIDTH

10 - 100 MHz

Data @ 25°C



PERFORMANCE PLOTS

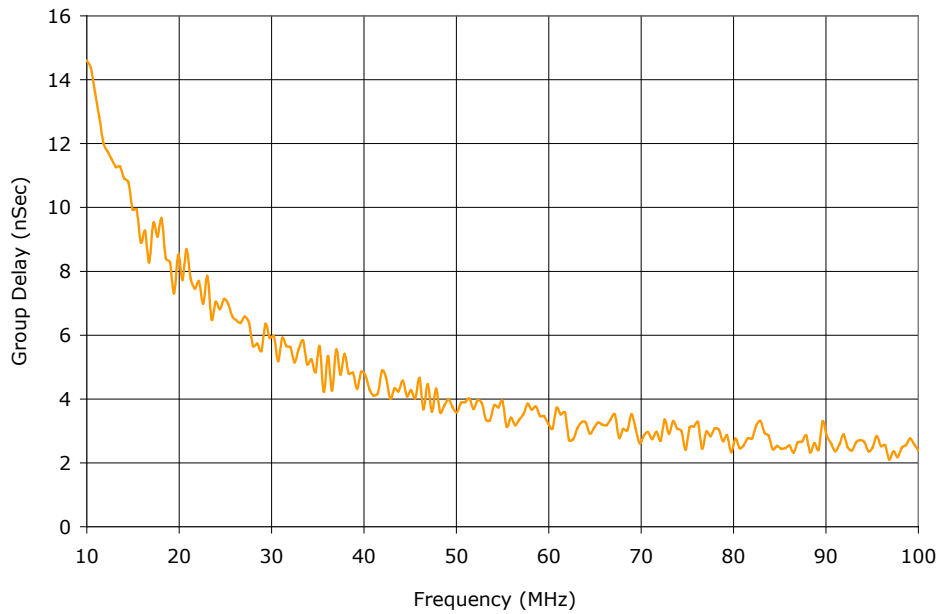
90° HYBRID

SURFACE MOUNT MODEL: DQS-10-100

FREQUENCY BANDWIDTH

10 - 100 MHz

Data @ 25°C



PERFORMANCE PLOTS