

# 90° HYBRID

## SURFACE MOUNT MODEL: DQS-3-32

**10:1 BANDWIDTH**

**3 - 32 MHz**

**FEATURES:**

- ▶ 10:1 Bandwidth
- ▶ Small Package Size, Surface Mount
- ▶ Building Block For:
  - Power Amplifiers
  - Image Rejection Mixers
  - I & Q / SSB Modulators
  - Phase Shifters & More...



**SPECIFICATIONS (Rev. G 08/08/08)**

Frequency	3 - 32 MHz	
Insertion Loss (dB) *	Typ.	Max.
	1.0	1.5
Amplitude Unbalance (dB)	Typ.	Max.
	0.9	1.2
Phase Unbalance (Deg.)	Typ.	Max.
	2.0	3.0
Isolation (dB)	Typ.	Min.
	25	20
Power Rating	1 Watt (Max.)	
Impedance	50 Ohms (Nom.)	
VSWR	1.3:1 (Typ.)	
Operating Temperature Range	-40 to +85 °C	
* Insertion loss in excess of the theoretical 3 dB coupling.		

Package #	120S
-----------	------

LAYOUT FOR PRINTED  
CIRCUIT DESIGN

PORT CONFIGURATION				
Input	Isolated*	+90° Output	0° Output	GND
1	2	8	7	3,4,5,6

\* Terminate ISOLATED port with 50 Ohms.

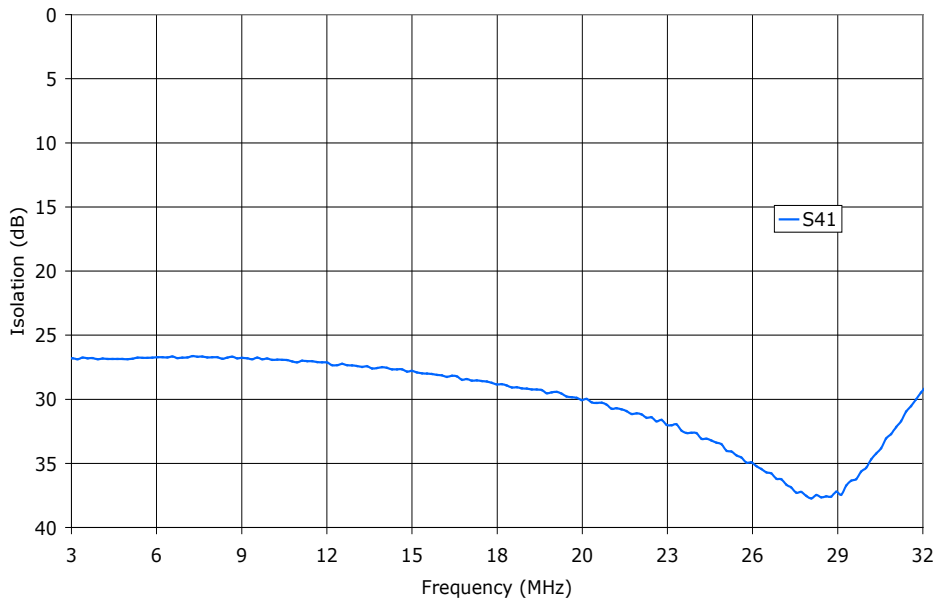
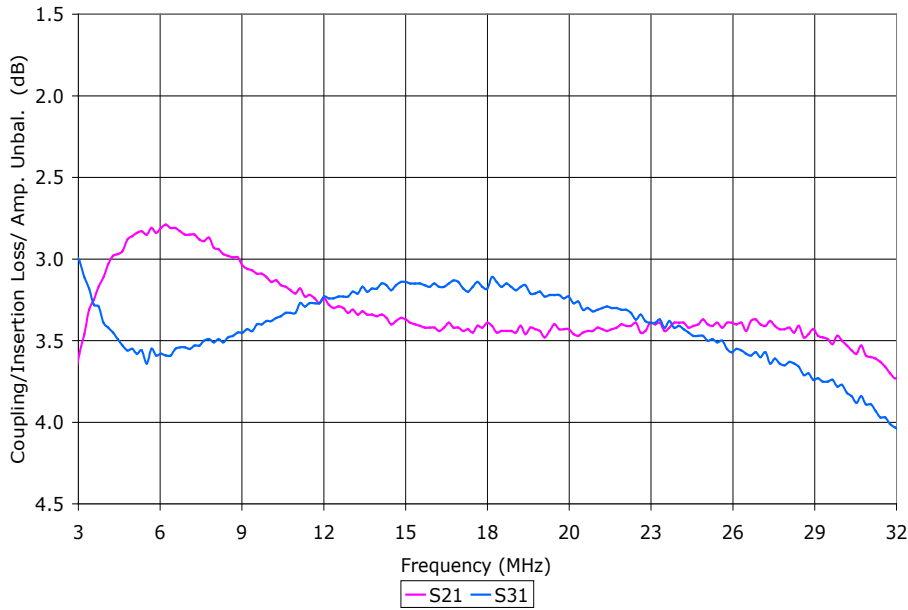
# 90° HYBRID

## SURFACE MOUNT MODEL: DQS-3-32

10:1 BANDWIDTH

3 - 32 MHz

Data @ 25°C



PERFORMANCE PLOTS

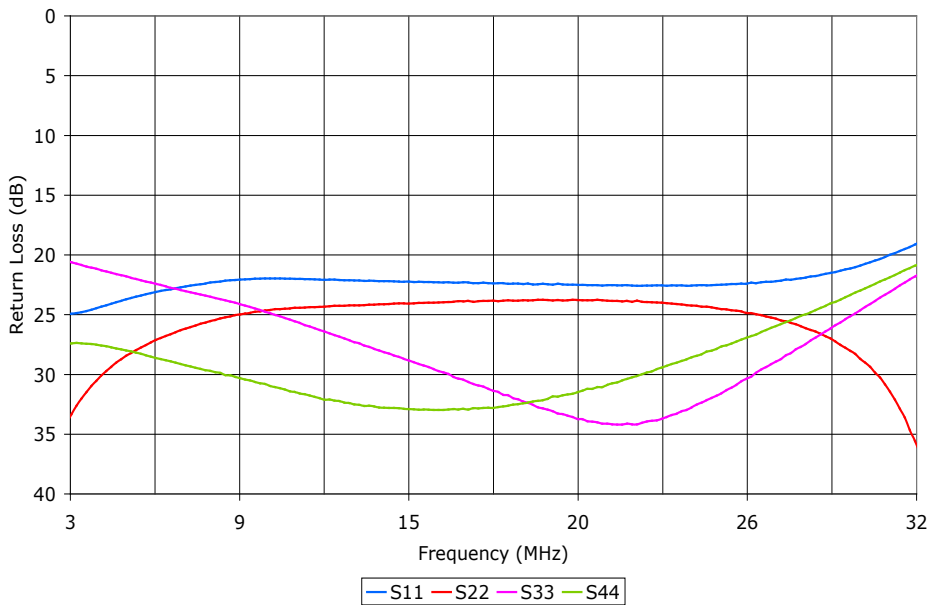
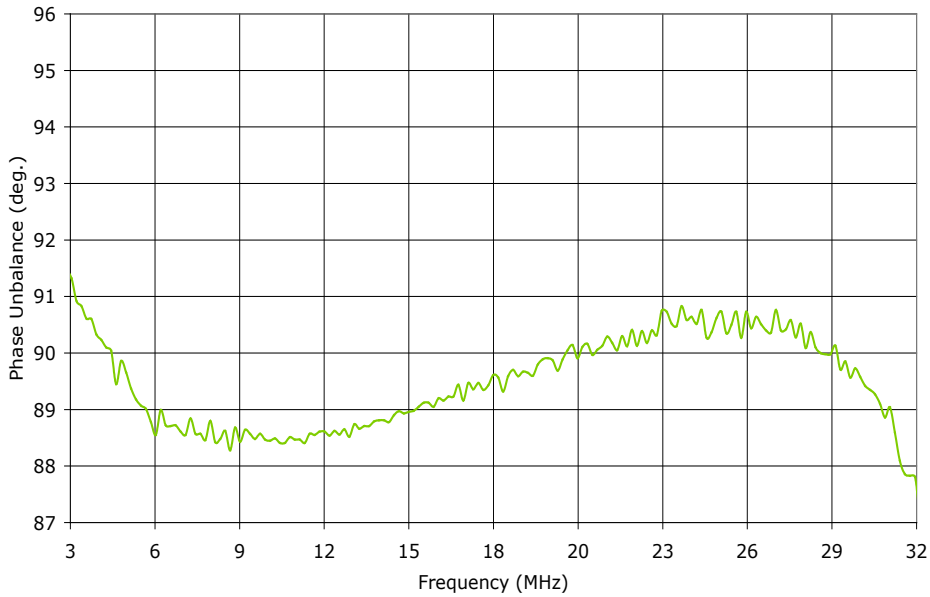
# 90° HYBRID

## SURFACE MOUNT MODEL: DQS-3-32

10:1 BANDWIDTH

3 - 32 MHz

Data @ 25°C



PERFORMANCE PLOTS

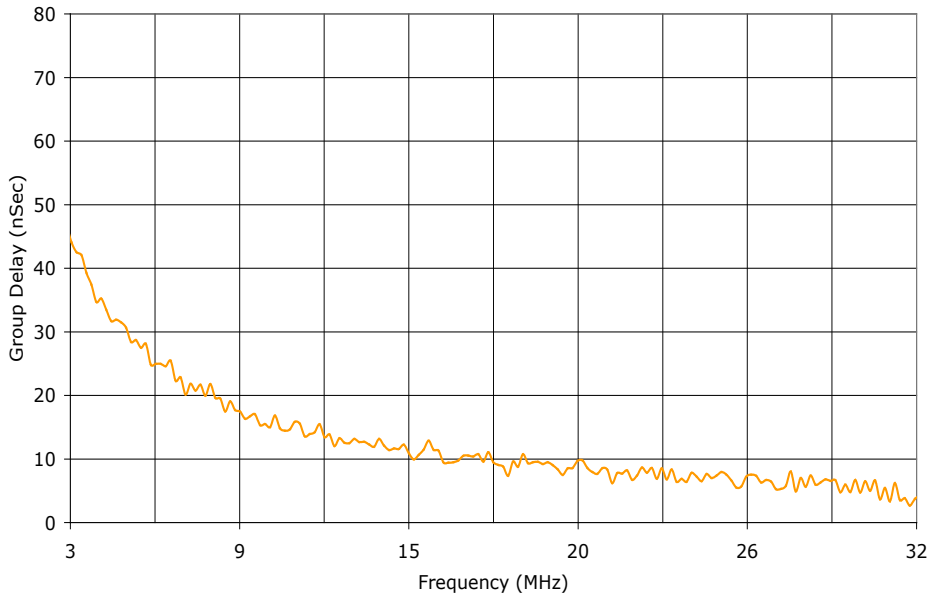
# 90° HYBRID

## SURFACE MOUNT MODEL: DQS-3-32

10:1 BANDWIDTH

3 - 32 MHz

Data @ 25°C



PERFORMANCE PLOTS