

90° HYBRID

SURFACE MOUNT MODEL: DQS-40-400

FREQUENCY BANDWIDTH

40 - 400 MHz

FEATURES:

- ▶ Ultra-Wide Bandwidth (10:1)
- ▶ Small Package Size, Surface Mount
- ▶ Building Block For:
 - Power Amplifiers
 - Image Rejection Mixers
 - I & Q / SSB Modulators
 - Phase Shifters & More...



SPECIFICATIONS (Rev. A 08/05/10)

Frequency	40 - 400 MHz	
Insertion Loss (dB) *	Typ.	Max.
	1.6	2.2
Amplitude Unbalance (dB)	Typ.	Max.
	1.0	1.5
Phase Unbalance (Deg.)	Typ.	Max.
	2.0	5.0
Isolation (dB)	Typ.	Min.
	25	16
Input Power	1 Watt (Max.)	
Impedance	50 Ohms (Nom.)	
VSWR	1.28:1 (Typ.)	
Operating Temperature Range	-40 to +85 °C	
* Insertion loss in excess of the theoretical 3 dB coupling.		

Package #	102S
-----------	------

BOTTOM VIEW

LAYOUT FOR PRINTED CIRCUIT DESIGN

PORT CONFIGURATION				
Input	Isolated*	+90° Output	0° Output	GND
1	2	8	7	All Others

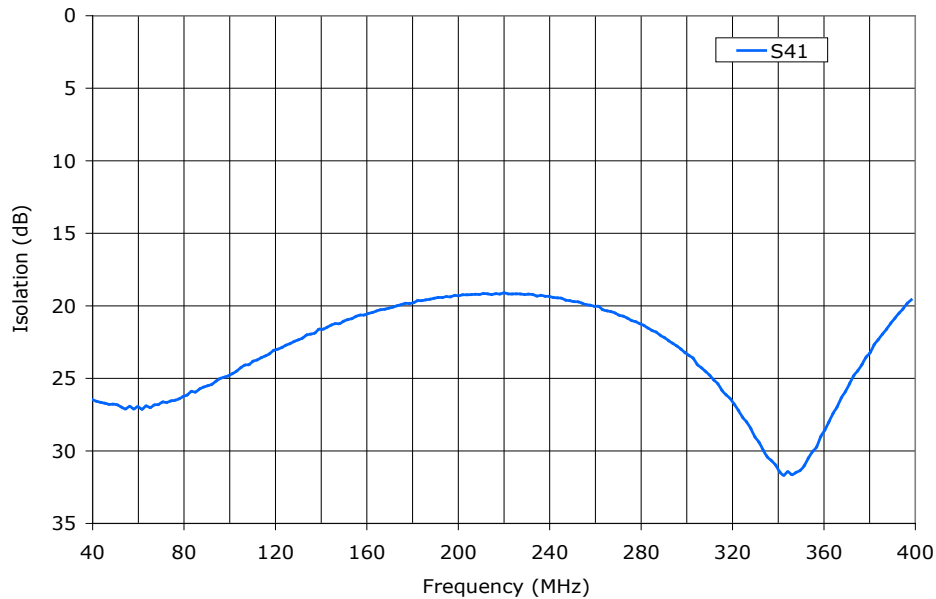
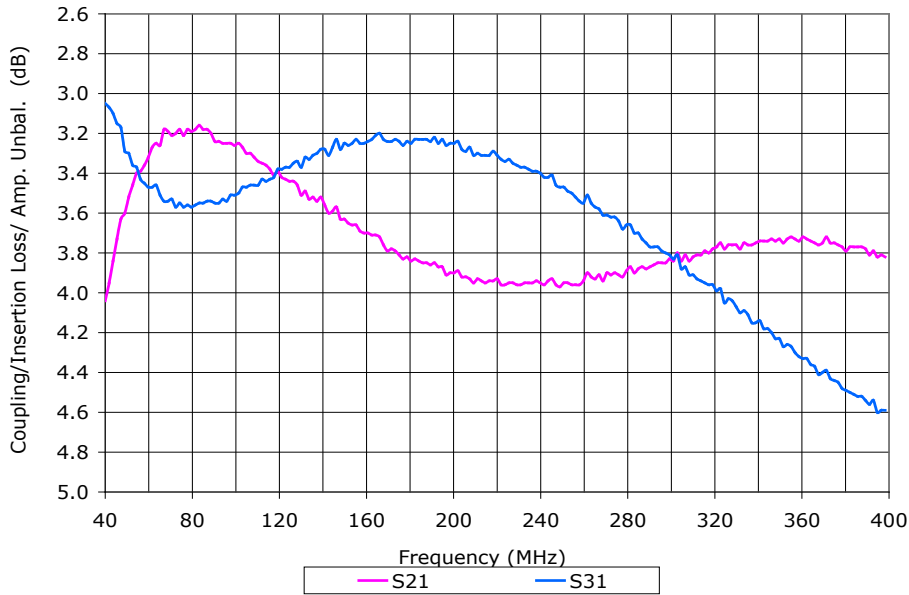
90° HYBRID

SURFACE MOUNT MODEL: DQS-40-400

FREQUENCY BANDWIDTH

40 - 400 MHz

Data @ 25°C



PERFORMANCE PLOTS

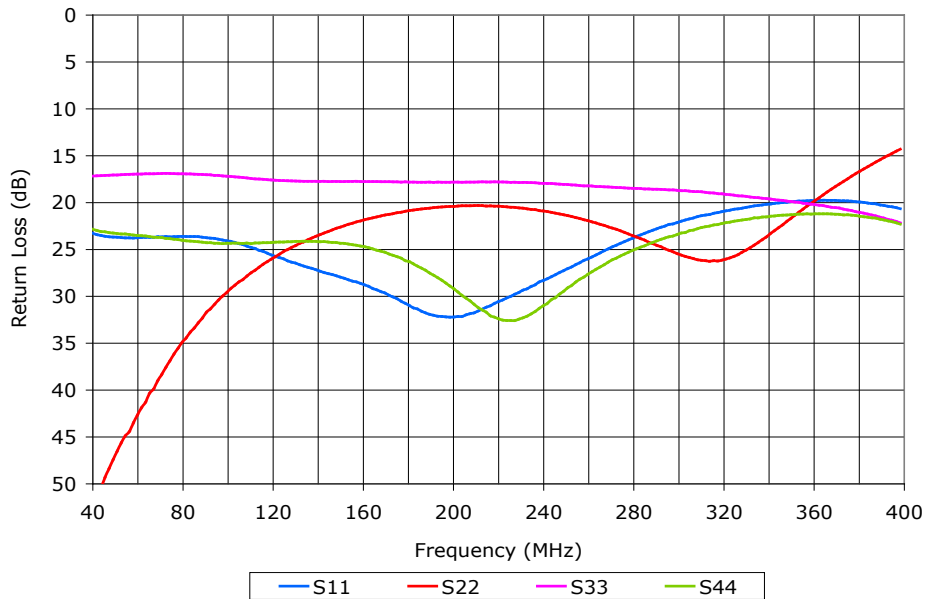
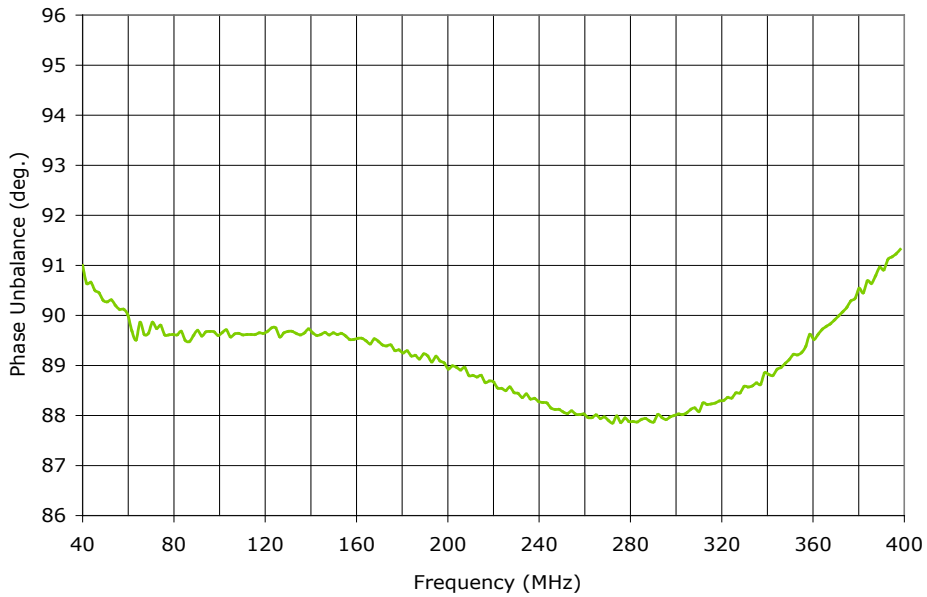
90° HYBRID

SURFACE MOUNT MODEL: DQS-40-400

FREQUENCY BANDWIDTH

40 - 400 MHz

Data @ 25°C



PERFORMANCE PLOTS

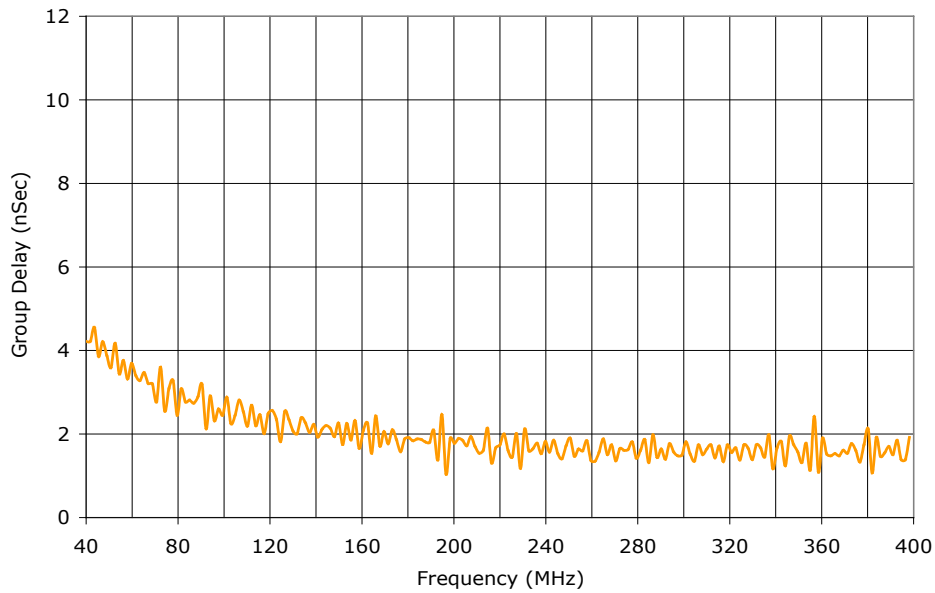
90° HYBRID

SURFACE MOUNT MODEL: DQS-40-400

FREQUENCY BANDWIDTH

40 - 400 MHz

Data @ 25°C



PERFORMANCE PLOTS