

# 90° HYBRID


## SURFACE MOUNT MODEL: SLQ-54

**OCTAVE BANDWIDTH**

**57 - 63 MHz**

**FEATURES:**

- ▶ Excellent Performance
- ▶ Small Size, Surface Mount
- ▶ Building Block For:
  - Power Amplifiers
  - Image Rejection Mixers
  - I & Q / SSB Modulators
  - Phase Shifters & More...



**SPECIFICATIONS (Rev. B 08/06/09)**

Frequency	57 - 63 MHz	
Insertion Loss (dB) *	Typ.	Max.
	0.2	0.5
Amplitude Unbalance	Typ.	Max.
	0.5	0.8
Phase Unbalance	Typ.	Max.
	1.0°	3.0°
Isolation (dB)	Typ.	Min.
	30	20
Input Power	1 Watt (Max.)	
Impedance	50 Ohms (Nom.)	
VSWR	1.05:1 (Typ.)	
Operating Temperature Range	-40 to +85 °C	
Storage Temperature Range	-40 to +85 °C	

\* Insertion loss in excess of the theoretical 3 dB coupling.

Package #	159LF
-----------	-------

TOP VIEW

SIDE VIEW

BOTTOM VIEW

LAYOUT FOR PRINTED  
CIRCUIT DESIGN.

REL-PRO® Patent No. 7,612,296  
TOLERANCES ON THREE DECIMAL PLACES= ± 0.015  
PACKAGE MOUNTING: SEE APPLICATION NOTES AN7200 & AN7301

Port Configuration				
Input	Isolated*	+90° Output	0° Output	GND.**
6	5	1	2	3,4

\* Terminate ISOLATED port in 50 Ohms EXTERNALLY.  
\*\* Ground Externally

**PORT DIAGRAM**

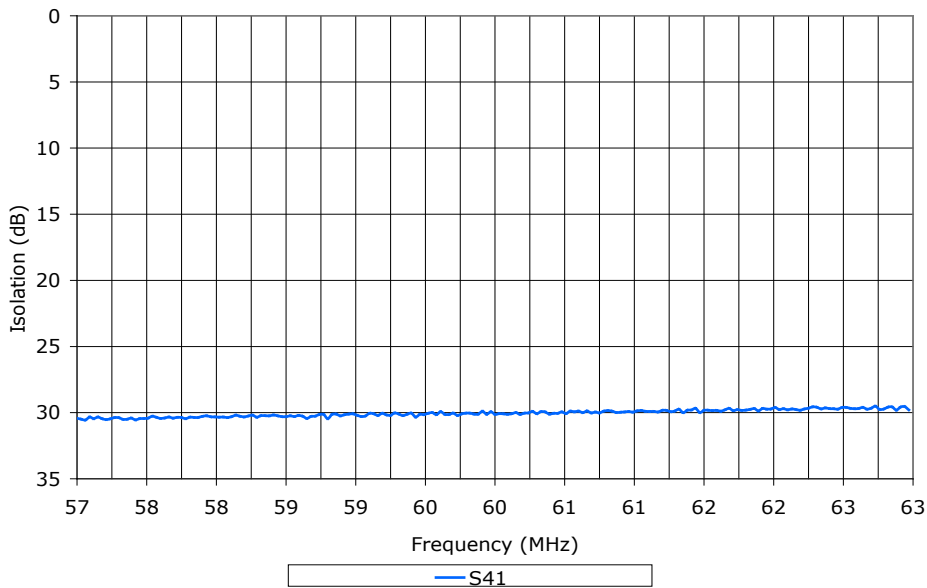
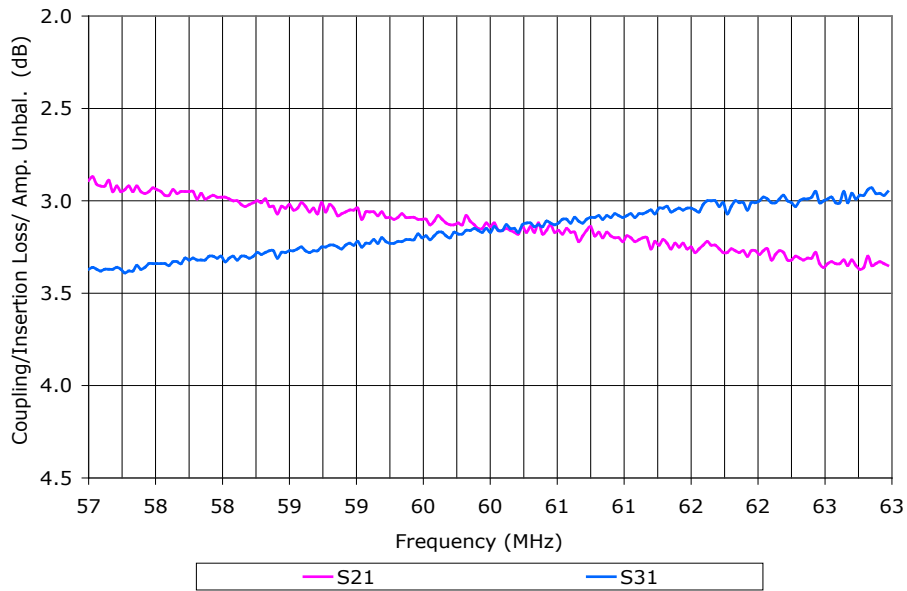
# 90° HYBRID

## SURFACE MOUNT MODEL: SLQ-54

OCTAVE BANDWIDTH

57 - 63 MHz

Data @ 25°C



PERFORMANCE PLOTS

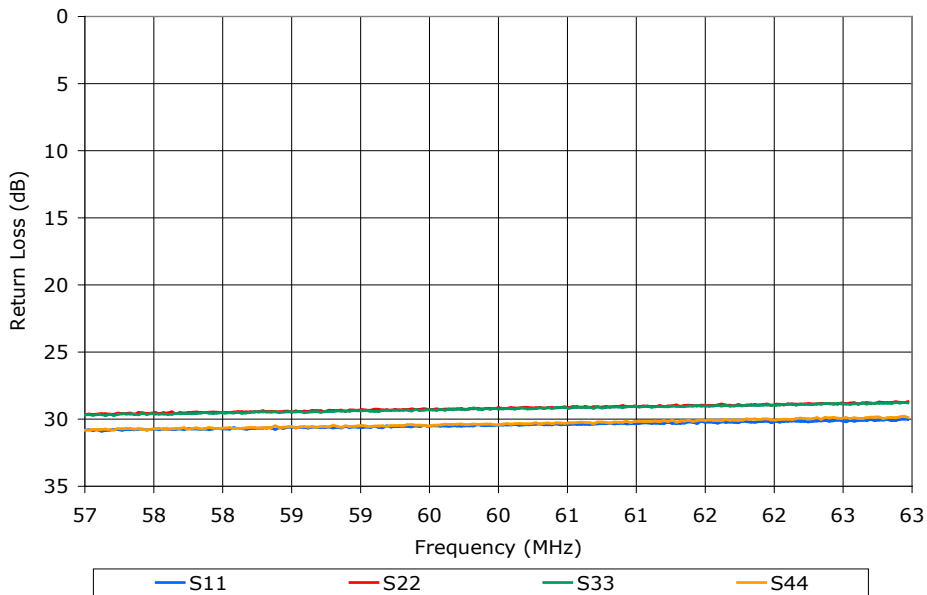
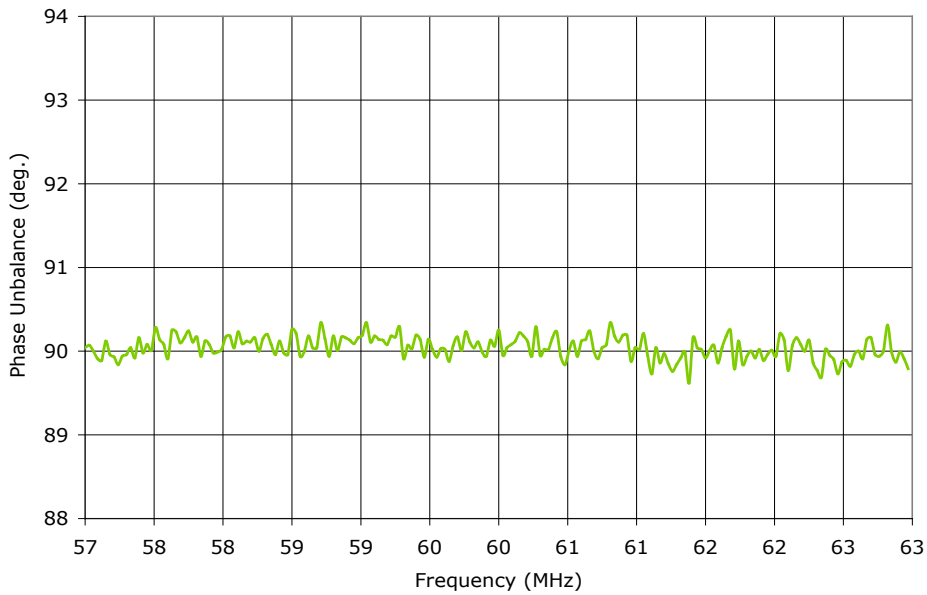
# 90° HYBRID

## SURFACE MOUNT MODEL: SLQ-54

OCTAVE BANDWIDTH

57 - 63 MHz

Data @ 25°C



PERFORMANCE PLOTS

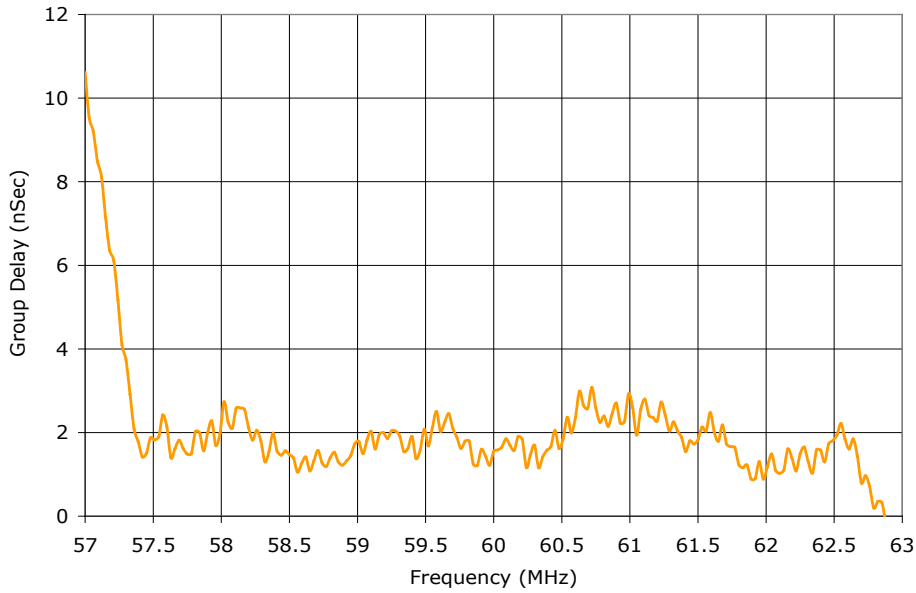
# 90° HYBRID

## SURFACE MOUNT MODEL: SLQ-54

OCTAVE BANDWIDTH

57 - 63 MHz

Data @ 25°C



PERFORMANCE PLOTS