

90° HYBRID

SURFACE MOUNT MODEL: SMQ-C22

OPTIMIZED BANDWIDTH

60 - 80 MHz

FEATURES:

- ▶ Excellent Performance
- ▶ Small Size, Surface Mount
- ▶ Building Block For:
 - Power Amplifiers
 - Image Rejection Mixers
 - I & Q / SSB Modulators
 - Phase Shifters & More...



SPECIFICATIONS (Rev. B 01/15/21)

Frequency	60 - 80 MHz	
Insertion Loss (dB) *	Typ.	Max.
	0.2	0.6
Amplitude Unbalance	Typ.	Max.
	0.1	0.6
Phase Unbalance (Deg.)	Typ.	Max.
	2.0°	3.0°
Isolation (dB)	Typ.	Min.
	27	17
Power Rating	1 Watt (Max.)	
Impedance	50 Ohms (Nom.)	
VSWR	1.1:1 (Typ.)	
Operating Temperature Range	-40 to +85 °C	
Storage Temperature Range	-55 to +100 °C	
* Insertion loss in excess of the theoretical 3 dB coupling.		

Package # 129LF-2

DETAIL - A

RECOMMENDED PCB LAYOUT

PACKAGE MOUNTING: SEE APPLICATION NOTE AN7301.
 TOLERANCES ON THREE DIMENSIONS ARE IN INCHES.
 DECIMAL PLACES = ± 0.015

Pin Configuration					
Input	Isolated*	+90° Output	0° Output	GND.	No Connection
5	6	1	2	7,8,9,10	3,4

* Terminate ISOLATED port in 50 Ohms EXTERNALLY.

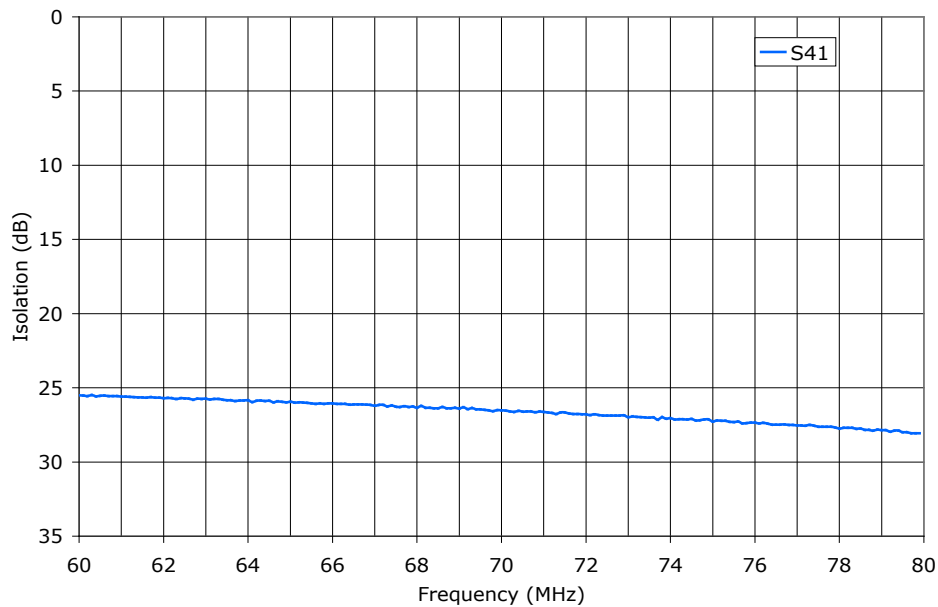
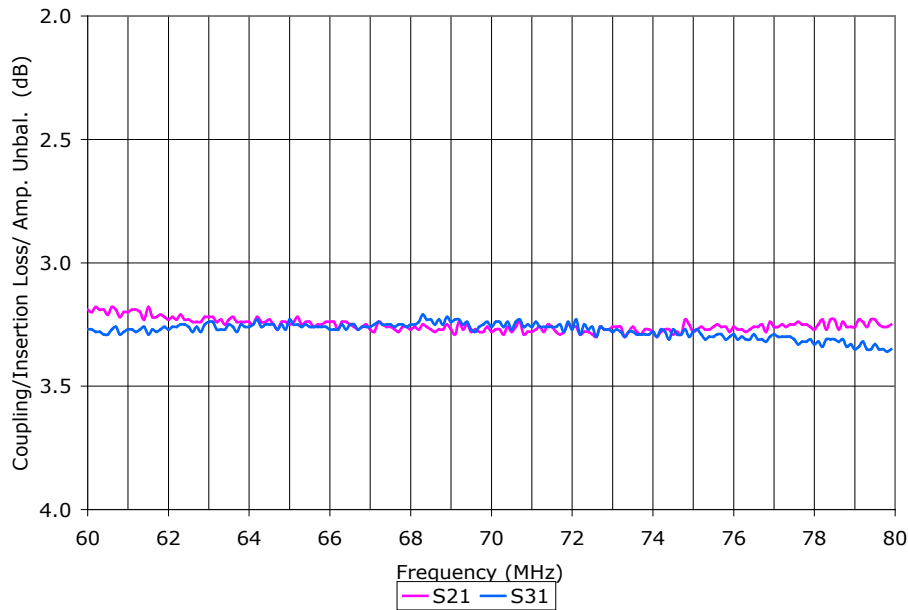
90° HYBRID

SURFACE MOUNT MODEL: SMQ-C22

OPTIMIZED BANDWIDTH

60 - 80 MHz

Data @ 25°C



PERFORMANCE PLOTS

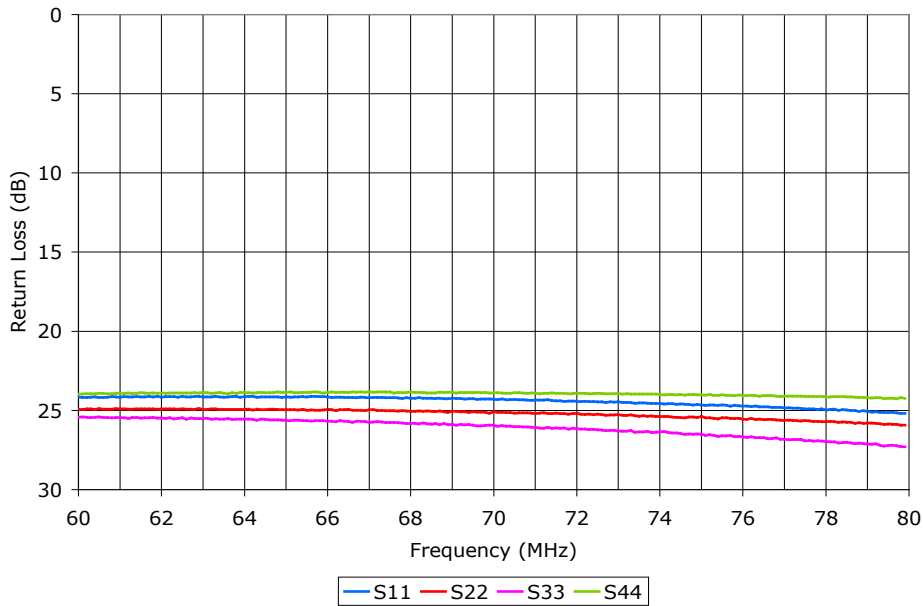
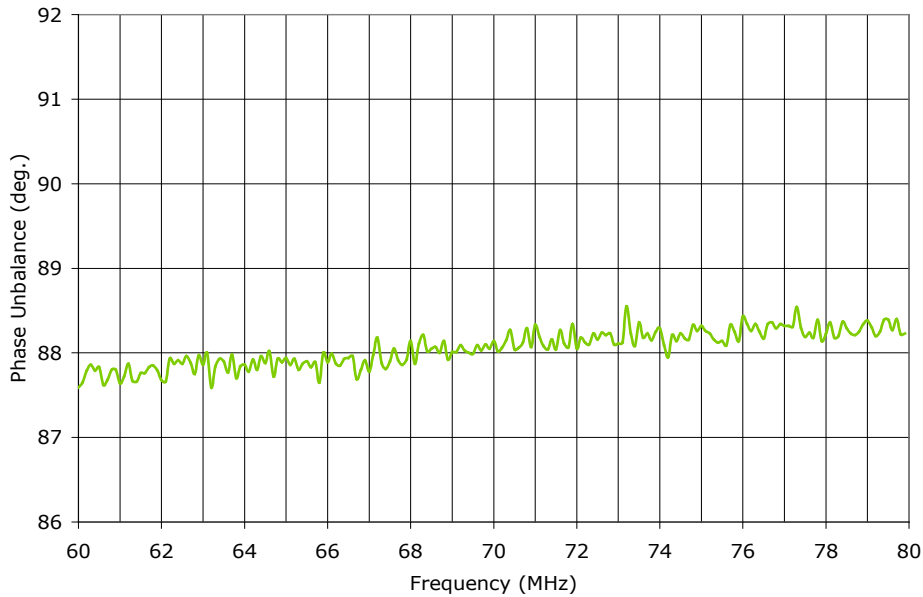
90° HYBRID

SURFACE MOUNT MODEL: SMQ-C22

OPTIMIZED BANDWIDTH

60 - 80 MHz

Data @ 25°C



PERFORMANCE PLOTS

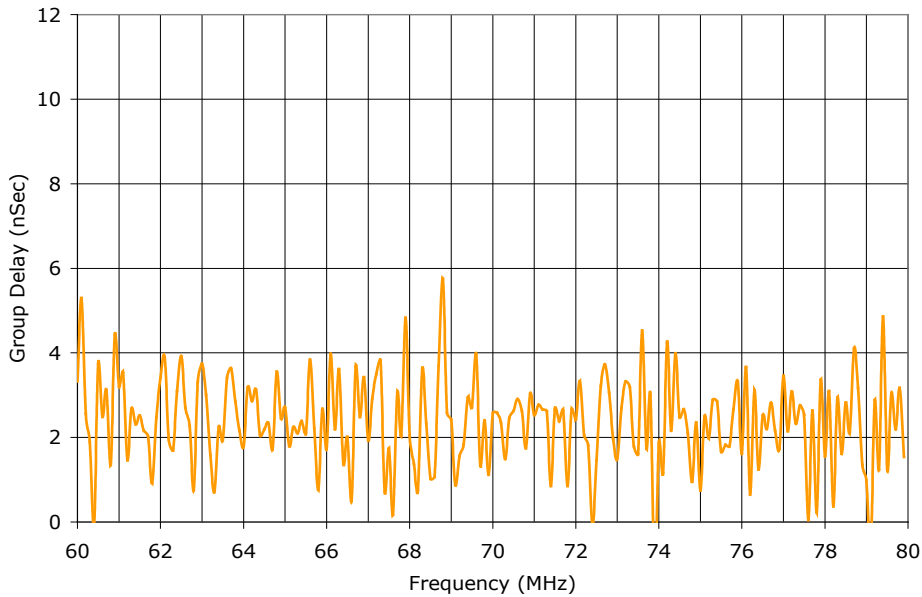
90° HYBRID

SURFACE MOUNT MODEL: SMQ-C22

OPTIMIZED BANDWIDTH

60 - 80 MHz

Data @ 25°C



PERFORMANCE PLOTS