

BPSK MODULATORS

SURFACE MOUNT MODEL: SBM-K5

1000 - 1650 MHz

FEATURES:

- ▶ Optimized Bandwidth
- ▶ Good Phase & Amplitude Balance
- ▶ Small Size

APPLICATIONS:

- ▶ BPSK Modems
- ▶ Wired & Wireless Networks

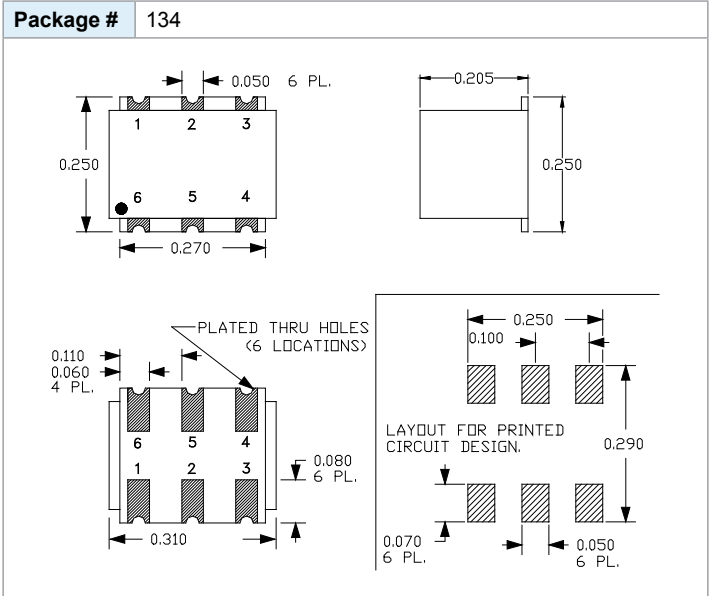


SPECIFICATIONS

Carrier Frequency	1000 - 1650 MHz	
Insertion Loss (dB)	Typ. 6.0	Max. 7.2
Phase Unbalance (Deg.) *	Typ. ±4.0	Max. ±6.0
Amplitude Unbalance (dB)	Typ. 0.4	Max. 0.6
1 dB Compression Point	0 dBm (Nom.)	
VSWR	Typ. 1.3:1	Max. 1.70:1
Modulation (D1,D2)	±20 mA	
Modulation Bandwidth	<10% of carrier frequency	
Impedance	50 Ohms (Nom.)	
Operating Temperature Range	-40 to +85 °C	

* From 0°/180° states

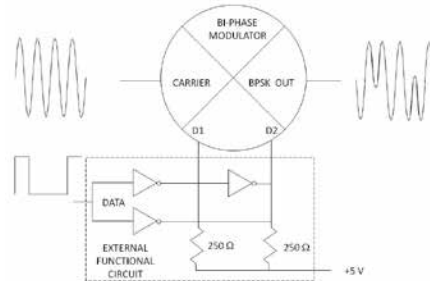
Note: Maximum RF input power without damage is 150 mW or ±40 mA.



PORT CONFIGURATION

Input (LO)	Output (RF)	D1	D2	GND.
1	3	6	4	7,8,9,10

FUNCTIONAL DIAGRAM

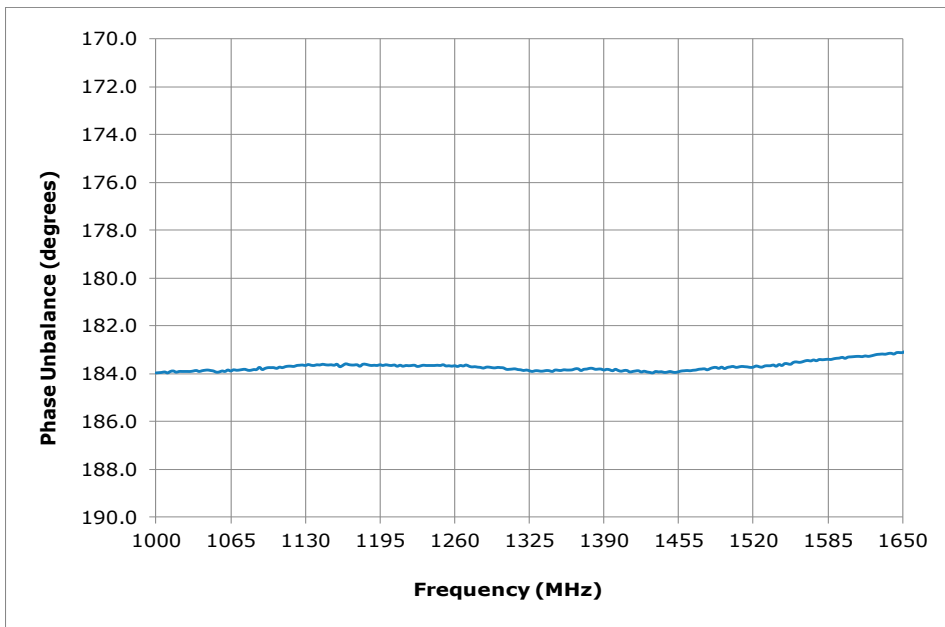
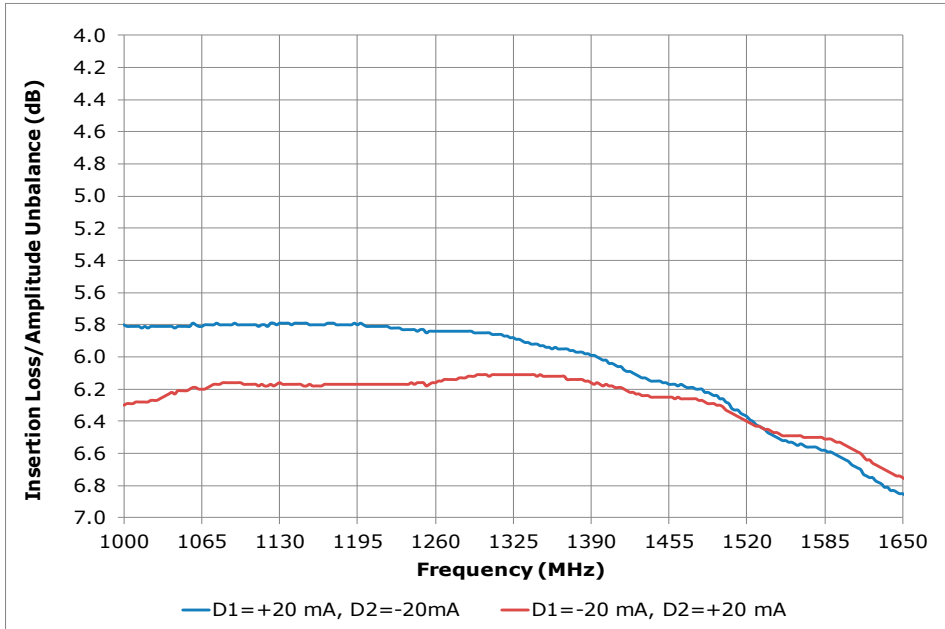


BPSK MODULATORS

SURFACE MOUNT MODEL: SBM-K5

1000 - 1650 MHz

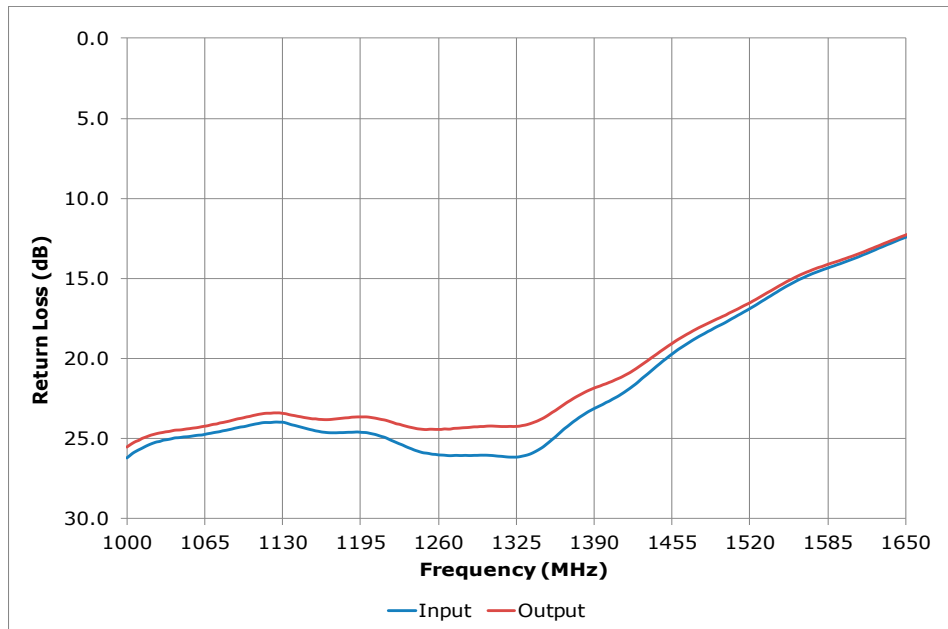
PERFORMANCE PLOTS



BPSK MODULATORS

SURFACE MOUNT MODEL: SBM-K5

1000 - 1650 MHz



PERFORMANCE PLOTS

