

PHASE SHIFTER

SURFACE MOUNT MODEL: PS210220B

OPTIMIZED BANDWIDTH

2100 - 2200 MHz

FEATURES:

- ▶ Over 360° of Phase Shift
- ▶ Low Control Voltage
- ▶ Low VSWR
- ▶ Small Size, Surface Mount
- ▶ Lead Free Patented REL-PRO® Technology



SPECIFICATIONS (Rev. D 08/23/11)

Frequency	2100 - 2200 MHz	
Insertion Loss (dB)	Typ.	Max.
	3.4	3.75
Control Bandwidth	DC - 10 MHz	
Control Voltage	0 to 12 Volts	
Control Current	20 uA (Max.)	
Phase Shift	360° (Min.)	
VSWR	1.7:1 (Typ.)	
RF Power	0 dBm (Max.)	
Impedance	50 Ohms (Nom.)	
Operating Temperature Range	-40 to +85 °C	

Package # 307

TOP VIEW

SIDE VIEW

BOTTOM VIEW

RECOMMENDED PCB LAYOUT

TOLERANCES : x ±0.1
XX ±0.03
XXX ±0.015

REL-PRO® Patent No. 7,615,286

PACKAGE MOUNTING: SEE APPLICATION NOTES AN7200 & AN7501

PORT LOCATION				
IN	OUT	CTRL	GND	No Connection
1	4	8	All Others	5

Absolute Maximum Ratings

Storage Temp. Range	-55 to +100 °C
RF Input Power	20 dBm
Control Voltage	+20 V

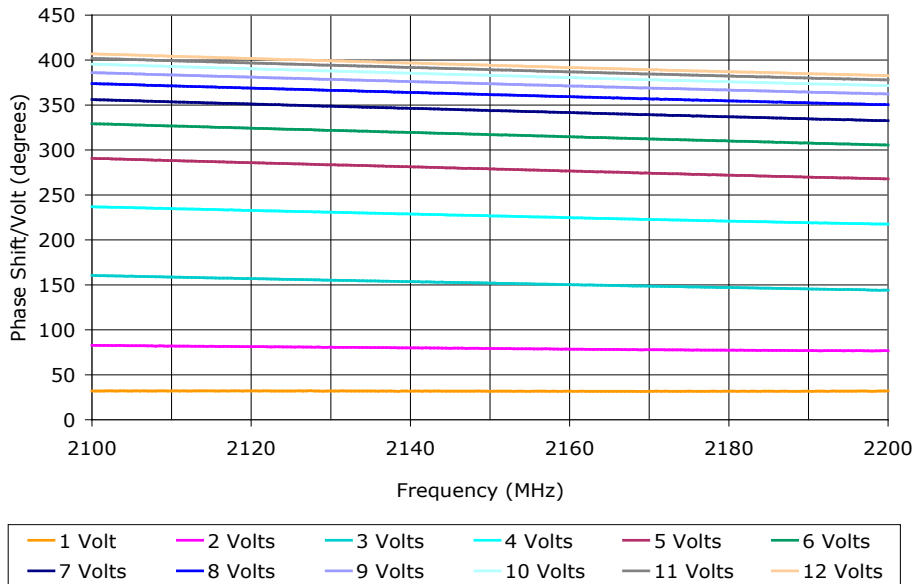
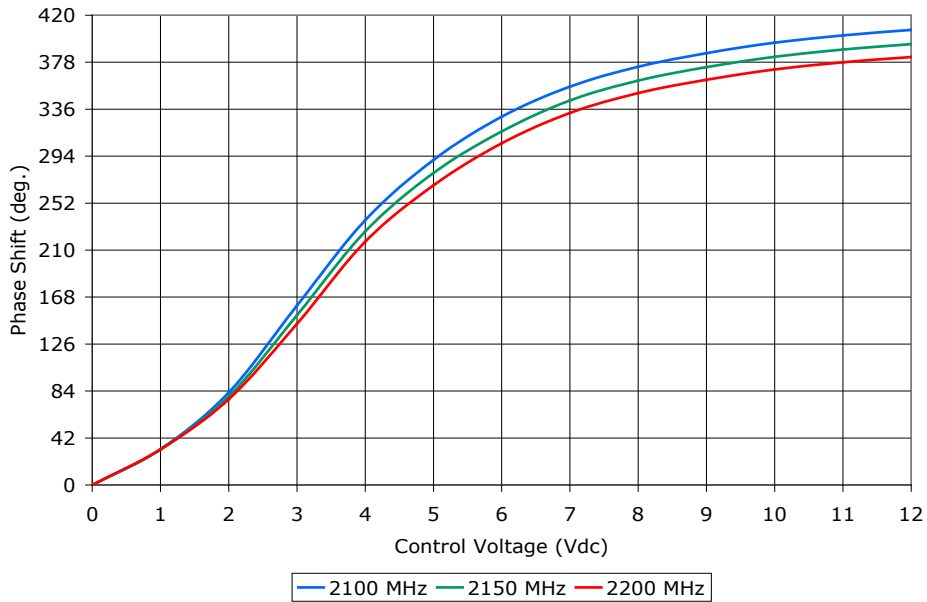
PHASE SHIFTER

SURFACE MOUNT MODEL: PS210220B

OPTIMIZED BANDWIDTH

2100 - 2200 MHz

Data @ 25°C



PERFORMANCE PLOTS

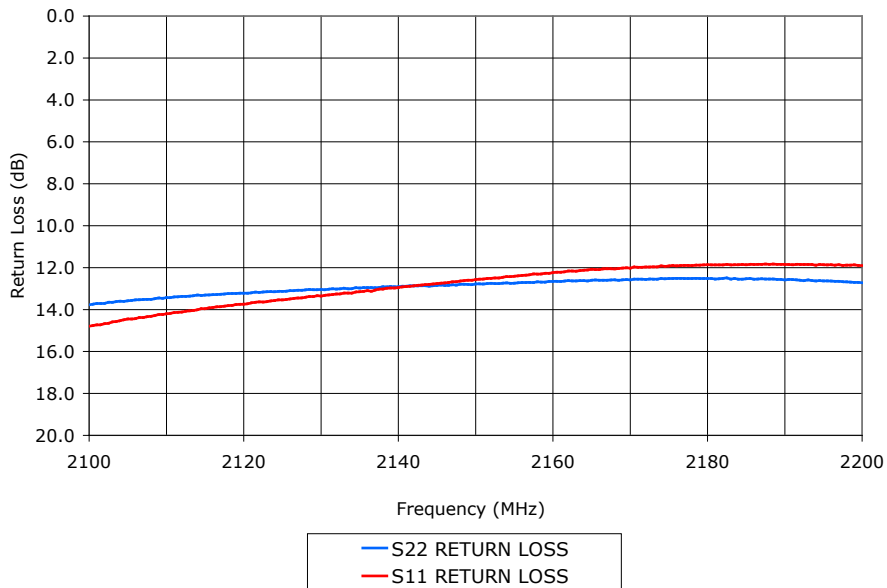
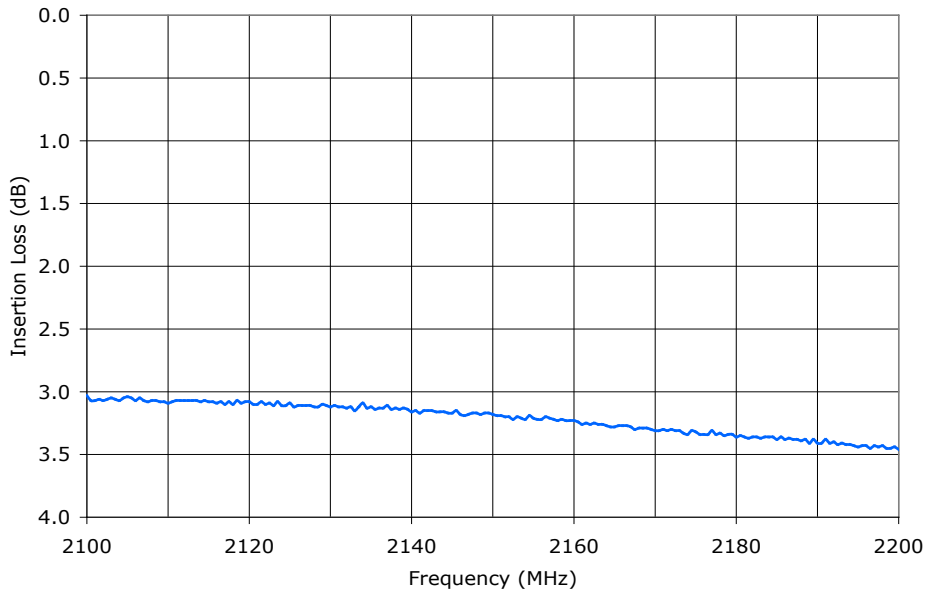
PHASE SHIFTER

SURFACE MOUNT MODEL: PS210220B

OPTIMIZED BANDWIDTH

2100 - 2200 MHz

Data @ 25°C



PERFORMANCE PLOTS