

# PHASE SHIFTER

## SURFACE MOUNT MODEL: PS2122B

OPTIMIZED BANDWIDTH

2100 - 2200 MHz

### FEATURES:

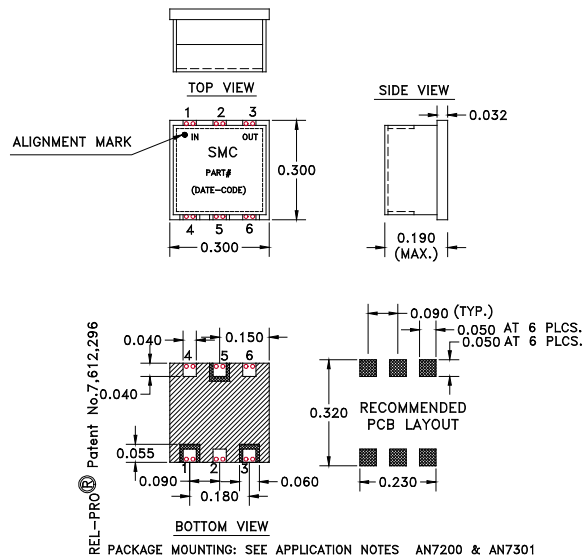
- ▶ Over 180° of Phase Shift
- ▶ Low Control Voltage
- ▶ Low VSWR
- ▶ Low Insertion Loss
- ▶ Lead Free Patented REL-PRO® Technology



### SPECIFICATIONS (Rev. E 08/23/11)

Frequency	2100 - 2200 MHz	
Insertion Loss (dB)	Typ.	Max.
	2.1	2.4
Control Bandwidth	DC to 10 MHz	
Control Voltage	0 - 15 Volts	
Control Current	20 uA (Max.)	
Phase Shift	180° (Min.)	
VSWR	1.3:1 (Typ.)	
RF Power	0 dBm (Max.)	
Impedance	50 Ohms (Nom.)	
Operating Temperature Range	-40 to +85 °C	

Package # 306



### PORT IDENTIFICATION

Input	Output	CTRL	GND
1	3	5	All Others

### Absolute Maximum Ratings

Storage Temp. Range	-55 to +100 °C
RF Input Power	20 dBm
Control Voltage	+20 V

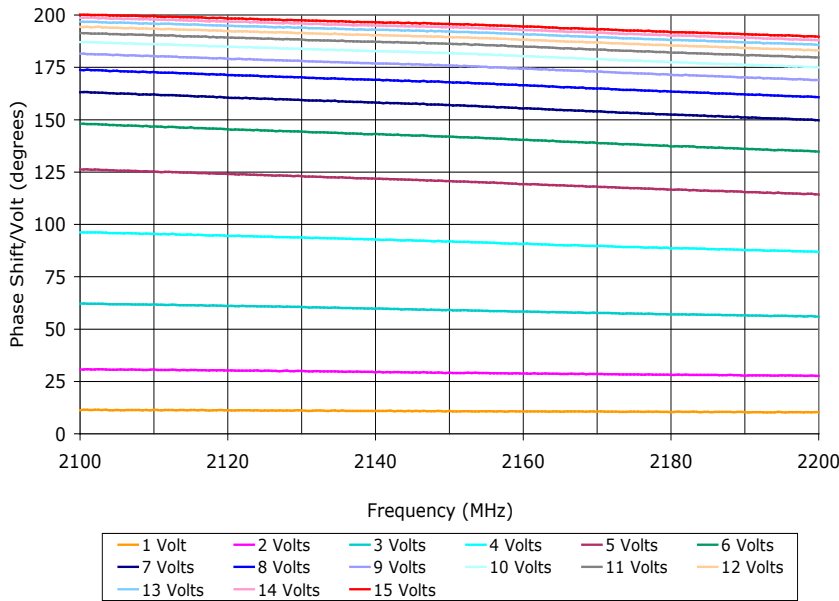
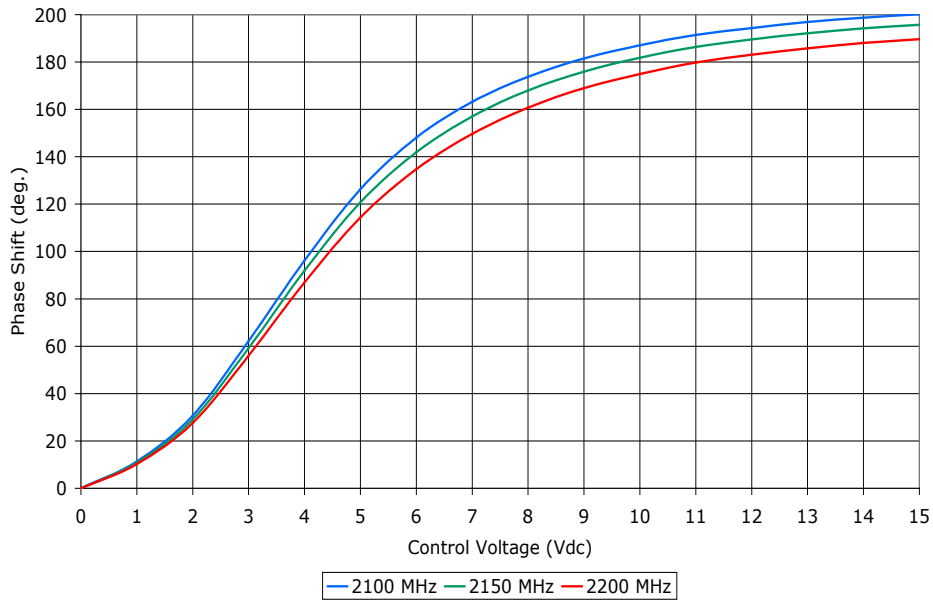
# PHASE SHIFTER

## SURFACE MOUNT MODEL: PS2122B

OPTIMIZED BANDWIDTH

2100 - 2200 MHz

Data @ 25°C



PERFORMANCE PLOTS

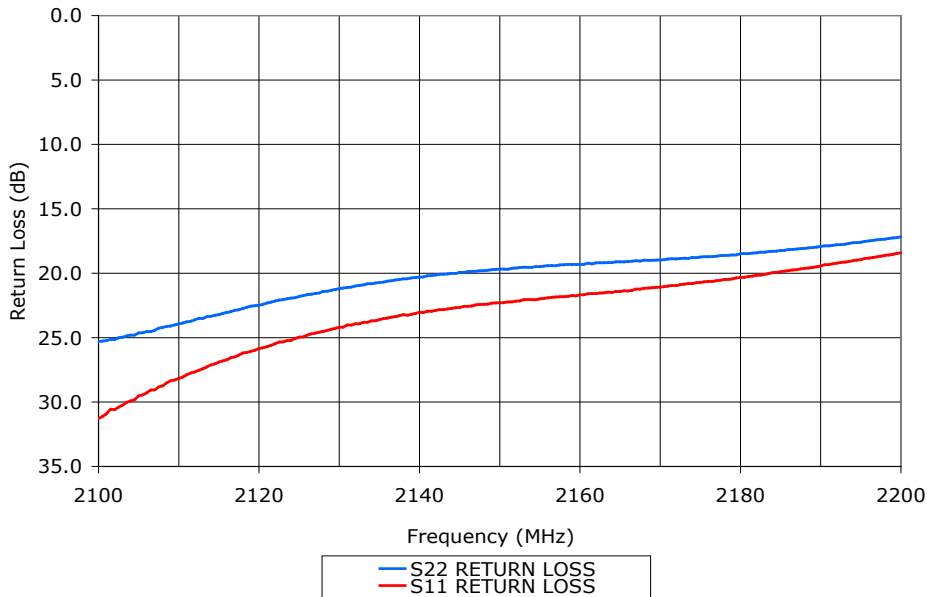
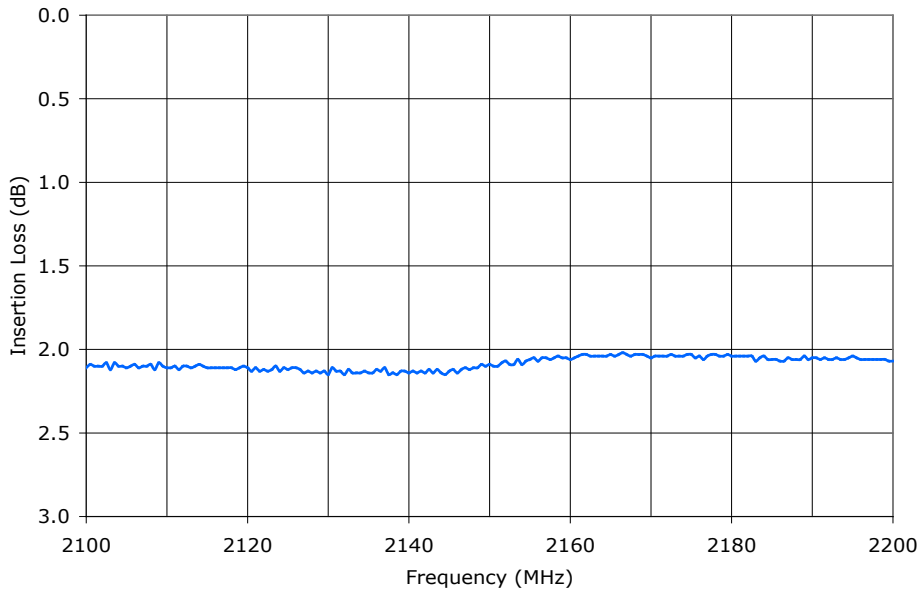
# PHASE SHIFTER

## SURFACE MOUNT MODEL: PS2122B

OPTIMIZED BANDWIDTH

2100 - 2200 MHz

Data @ 25°C



PERFORMANCE PLOTS

