

# INTELLIGENT INTERACTIVE SYNTHESIZER


## CONNECTORIZED MODEL: KFSW200400-100

**WIDE BANDWIDTH**

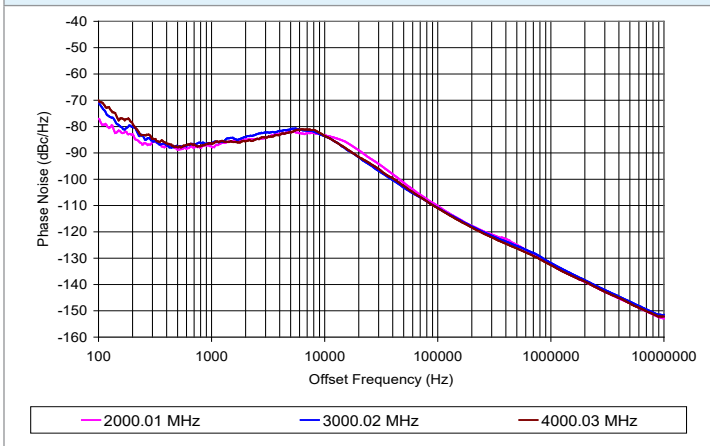
**2000 - 4000 MHz**

**FEATURES:**

- ▶ Exceptionally Low Phase Noise
- ▶ Interactive Communication
- ▶ Standard Programming Interface
- ▶ Ultra Wide Tuning Range
- ▶ Lead Free - RoHS Compliant



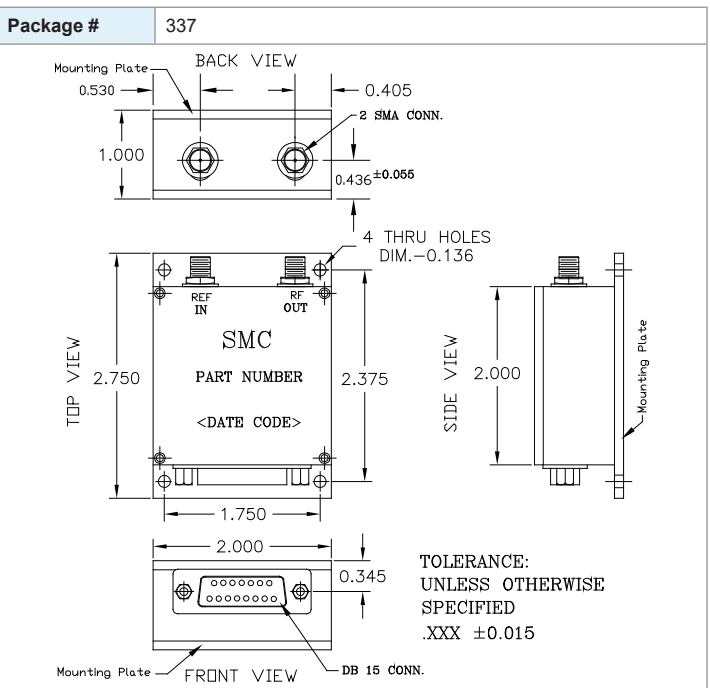
**Phase Noise**



**SPECIFICATIONS**

Frequency	2000 - 4000 MHz		
Step Size	1000 kHz		
Reference Input Frequency	10 MHz <sup>1</sup>		
Reference Input Voltage	1.0 V p-p to 3.3 V p-p		
Bias Voltage	<b>Vcc</b>	<b>V (Vdc)</b>	<b>I (mA Max.)</b>
	Digital	+5	15
	VCO	+5	50
	Tune	+18	10
Output Power	-3 dBm (Min.)		
Spurious Suppression	80 dB (Typ.)		
Harmonic Suppression	10 dB (Typ.)		
Settling Time	10 mSec (Typ.) <sup>2</sup>		
Output Impedance	50 Ohms (Nom.)		
Lock Detect Indicator	CMOS 3.3 V		
Typical Phase Noise	<b>Offset</b>	<b>Phase Noise</b>	
	@ 1 kHz	-85 dBc/Hz	
	@ 10 kHz	-83 dBc/Hz	
	@ 100 kHz	-110 dBc/Hz	
Operating Temperature Range	-40 to +85 °C		
Programming	See Application Note: AN7100		

<sup>1</sup> Reference input frequency is programmable (See AN7100) in multiples of the step size, 10 MHz is the factory default setting. 150 MHz (Max.)  
<sup>2</sup> From the rising edge of LE to stable lock detect



**Absolute Maximum Ratings**

Storage Temp. Range	-55 to +125 °C
Bias Voltage (Digital)	+5.25 V
Bias Voltage (Tune)	+20 V
Bias Voltage (VCO)	+5.5 V
DC Voltage Applied to RF Out	±25 V

**DB15 Female Connector Configuration**

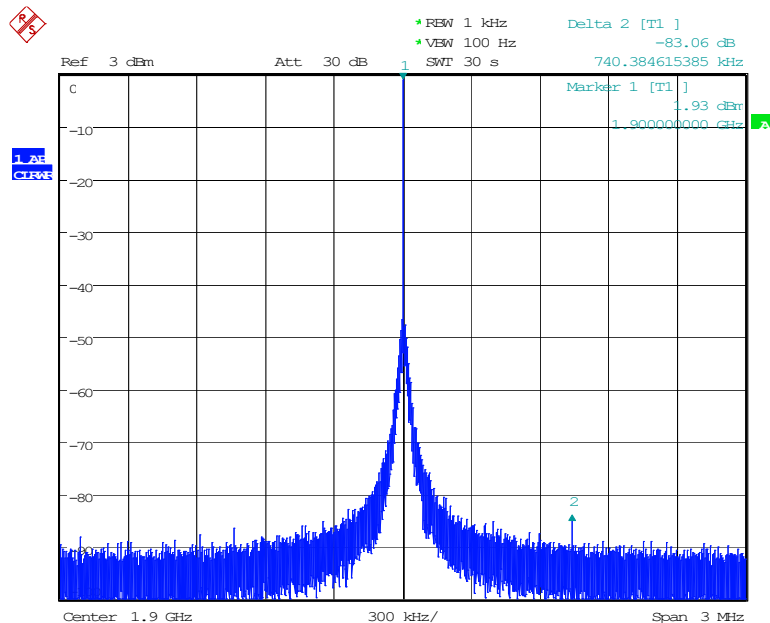
Pin 1 - Vcc (Digital)	Pin 5 - Error Flag	Pin 10, 15 - Ground
Pin 2 - Vcc (Tune)	Pin 6 - Latch Enable	Pin 7, 11 to 14 - NC
Pin 3 - Clock In	Pin 8 - Lock Detect	
Pin 4 - Data In	Pin 9 - Vcc (VCO)	NC - No Connection

# INTELLIGENT INTERACTIVE SYNTHESIZER CONNECTORIZED MODEL: KFSW200400-100

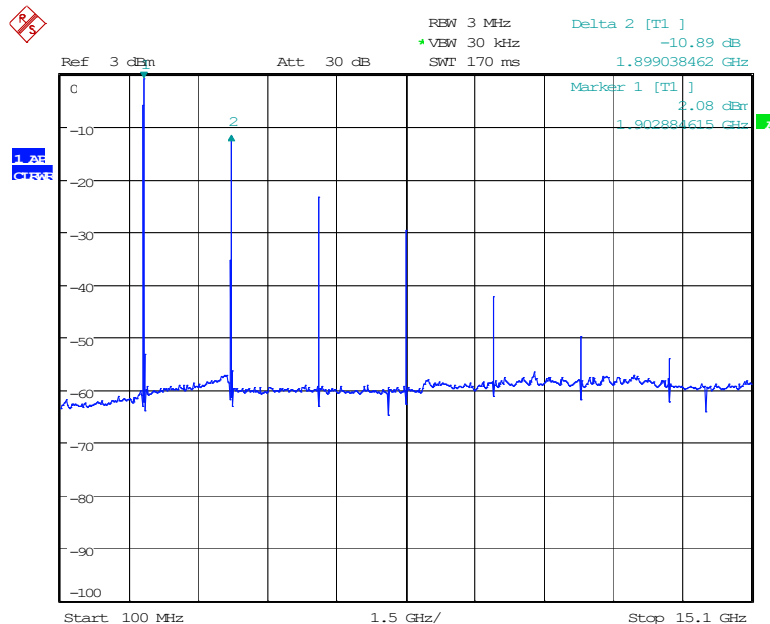
WIDE BANDWIDTH

2000 - 4000 MHz

### REFERENCE SIDEBAND SUPPRESSION



### TYPICAL HARMONIC REJECTION



PERFORMANCE PLOTS

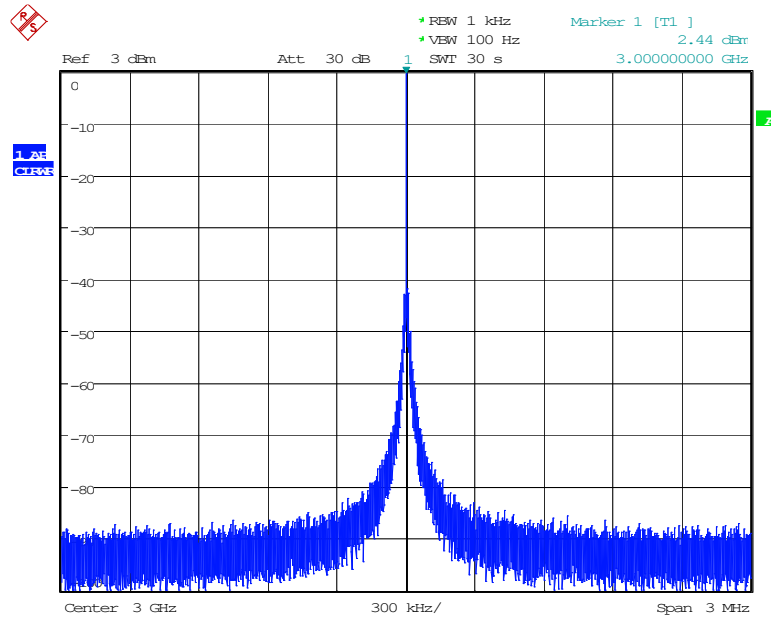
# INTELLIGENT INTERACTIVE SYNTHESIZER CONNECTORIZED MODEL: KFSW200400-100

WIDE BANDWIDTH

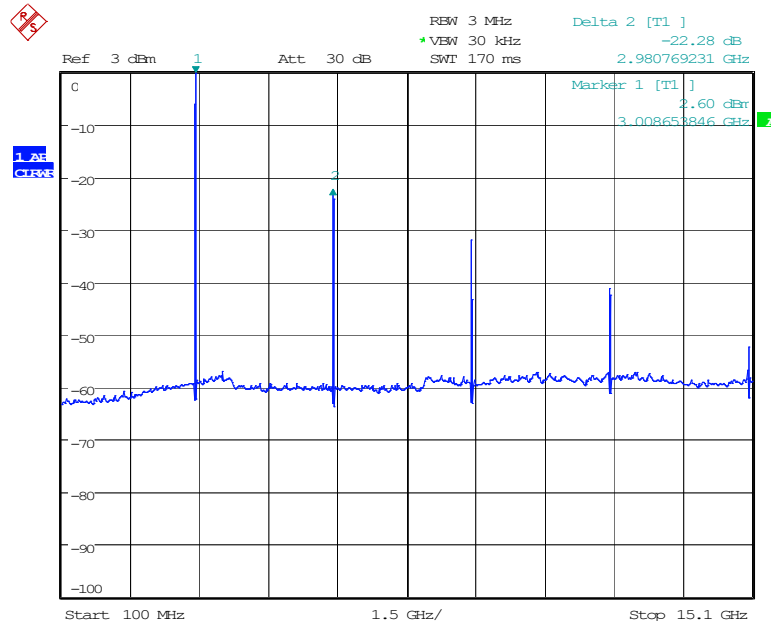
2000 - 4000 MHz

PERFORMANCE PLOTS

REFERENCE SIDEBAND SUPPRESSION



TYPICAL HARMONIC REJECTION

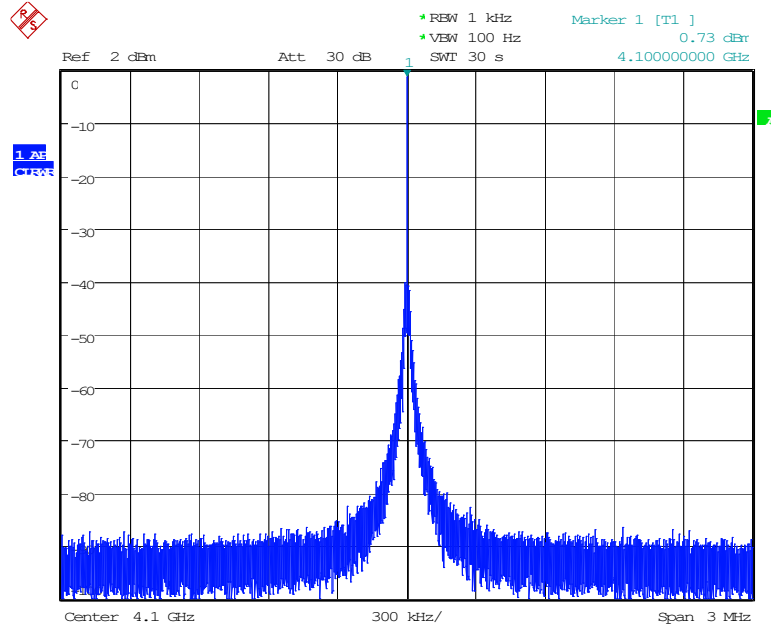


# INTELLIGENT INTERACTIVE SYNTHESIZER CONNECTORIZED MODEL: KFSW200400-100

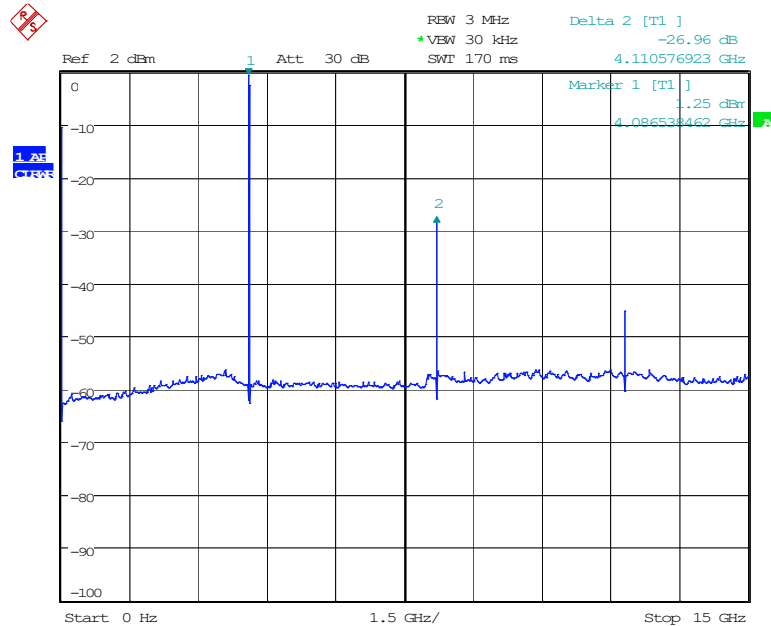
WIDE BANDWIDTH

2000 - 4000 MHz

REFERENCE SIDEBAND SUPPRESSION



TYPICAL HARMONIC REJECTION



PERFORMANCE PLOTS