

3-WAY POWER DIVIDER

CONNECTORIZED MODEL: DCK-3-7S

WIDE BANDWIDTH

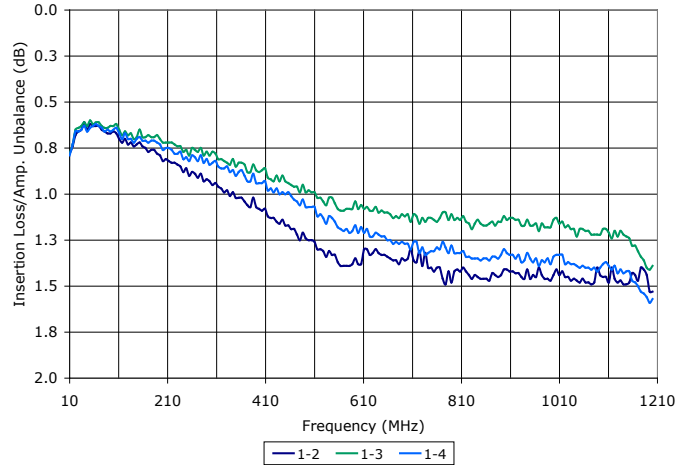

20 - 1200 MHz

FEATURES:

- ▶ Excellent Performance
- ▶ Wide Bandwidth
- ▶ Moderate Power

APPLICATIONS:

- ▶ Signal Splitting & Low Power Combining



SPECIFICATIONS (Rev. B 12/17/10)

Frequency	20 - 1200 MHz	
Insertion Loss (dB) *	Typ.	Max.
	1.5	1.8
Isolation (dB)	Typ.	Min.
	23	15
Phase Unbalance	Typ.	Max.
	3.0°	6.0°
Amplitude Unbalance (dB)	Typ.	Max.
	0.25	0.50
Input Power **	1 Watt (Max.)	
VSWR	Typ.	Max.
	1.4:1	1.6:1
Impedance	50 Ohms (Nom.)	
Operating Temperature Range	-40 to +85 °C	
* Above 4.8 dB theoretical split loss.		
** Handling power applies to splitter mode and assumes ideal 50 Ohms impedance matching on all ports.		

Package # 113LF

All Dimensions in inches (mm)
Tolerances: 2 PL.±0.030 inch. (0.762mm)
3 PL.±0.015 inch. (0.381mm)

A	- 1.250 inch. (31.75 mm)
B	- 1.250 inch. (31.75 mm)
C	- 0.750 inch. (19.05 mm)
D	- 0.375 inch. (9.525 mm)
E	- 1.000 inch. (25.4 mm)
F	- 1.000 inch. (25.4 mm)
G	- ∅0.136 inch. (3.45 mm)
H	- 0.625 inch. (15.875 mm)
I	- 0.625 inch. (15.875 mm)

PORT CONFIGURATION	
Input	Output
1	2,3,4

Note:
For other connector styles, replace part number suffix "S" with, "B" for BNC or "N" for type N connector type. All connectors are female unless noted otherwise.

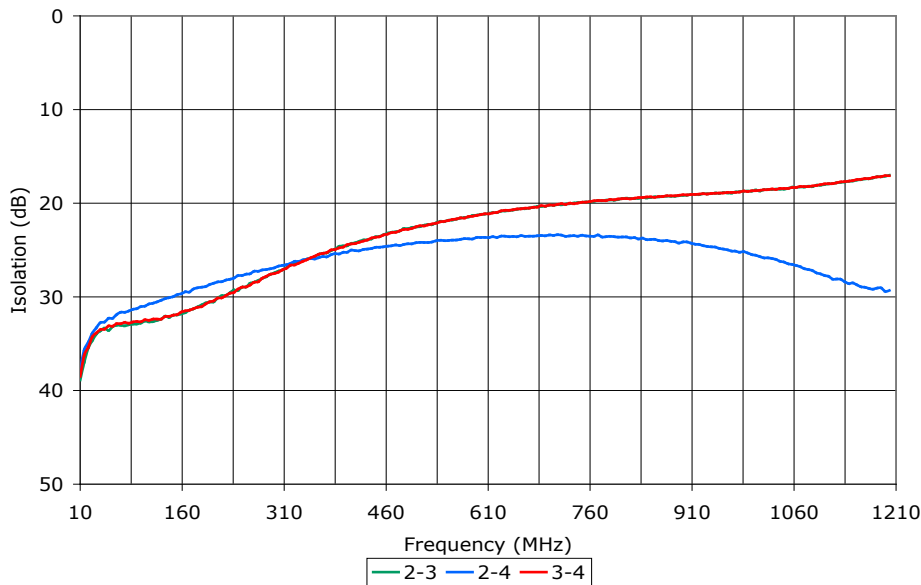
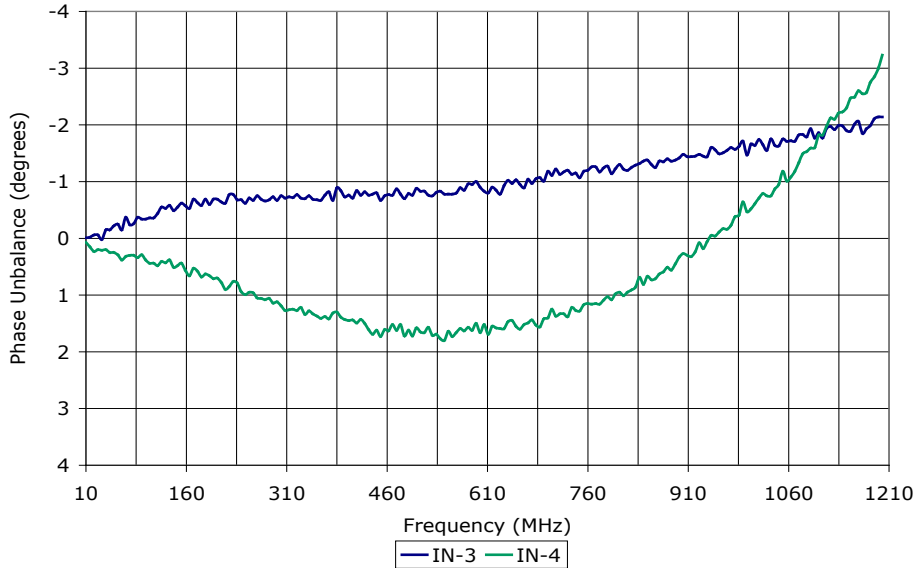
3-WAY POWER DIVIDER

CONNECTORIZED MODEL: DCK-3-7S

WIDE BANDWIDTH

20 - 1200 MHz

DATA @ 25°C



PERFORMANCE PLOTS

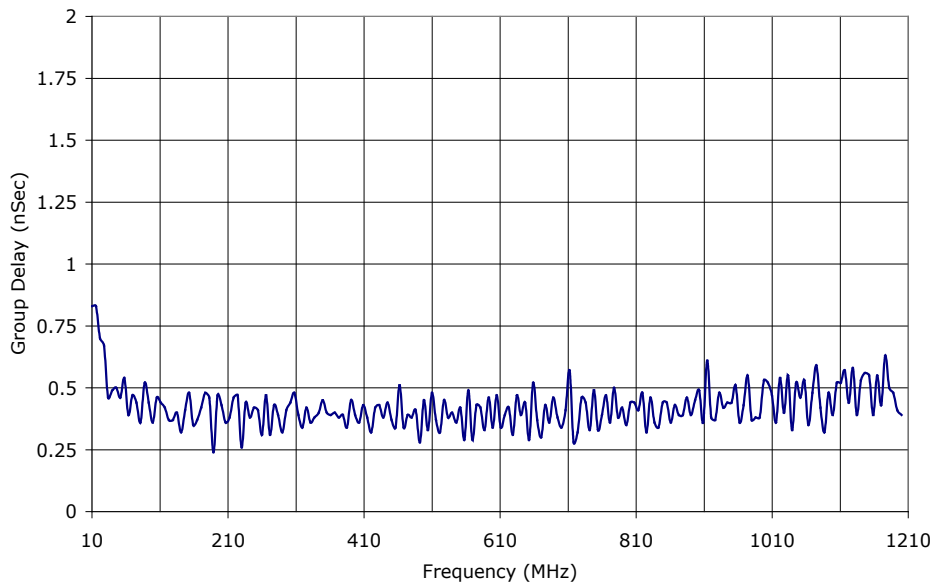
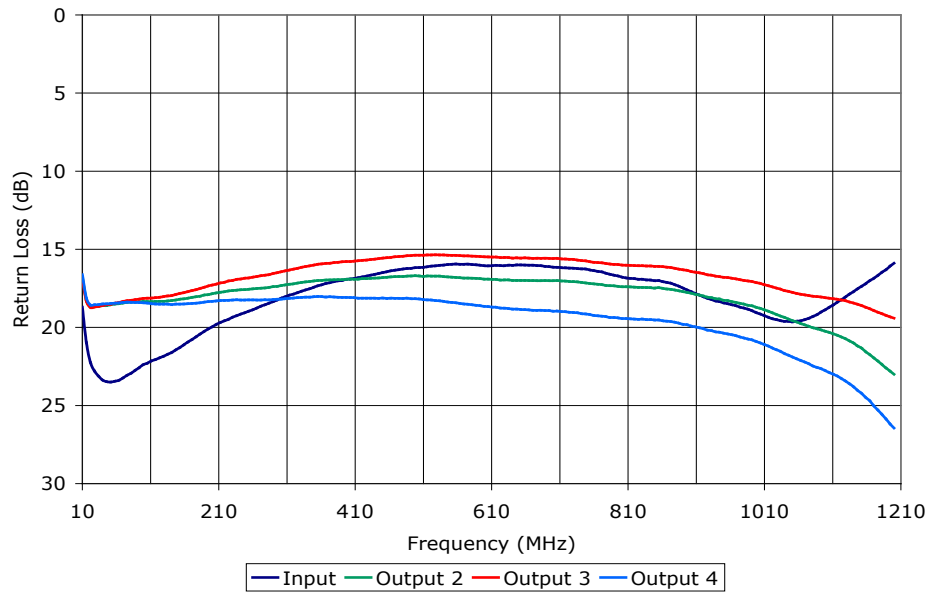
3-WAY POWER DIVIDER

CONNECTORIZED MODEL: DCK-3-7S

WIDE BANDWIDTH

20 - 1200 MHz

DATA @ 25°C



PERFORMANCE PLOTS