

# 3-WAY POWER DIVIDER

## CONNECTORIZED MODEL: DCK-7J2S

**WIDE BANDWIDTH**


**1 - 500 MHz**

**FEATURES:**

- ▶ Excellent Performance
- ▶ Wide Bandwidth
- ▶ Small Size, Surface Mount
- ▶ Moderate Power

**Applications:**

- ▶ Signal Splitting & Low Power Combining



**SPECIFICATIONS (Rev. B 08/27/14)**

<b>Frequency</b>	1 - 500 MHz		
<b>Insertion Loss<sup>1</sup></b>	Freq. (MHz)	dB (Typ.)	dB (Max.)
	1-5	0.4	0.75
	5-250	0.5	0.9
	250-500	0.55	1.0
<b>Isolation</b>	Freq. (MHz)	dB (Typ.)	dB (Min.)
	1-5	30	20
	5-250	30	20
	250-500	25	18
<b>Phase Unbalance</b>	Freq. (MHz)	Degrees (Max.)	
	1-5	2	
	5-250	3	
	250-500	4	
<b>Amplitude Unbalance</b>	Freq. (MHz)	dB (Max.)	
	1-5	0.2	
	5-250	0.3	
	250-500	0.4	
<b>Input Power<sup>2</sup></b>	1 Watt (Max.)		
<b>Output Impedance</b>	50 Ohms (Nom.)		
<b>Operating Temperature Range</b>	-40 to +85 °C		

<sup>1</sup> Above 4.8 dB theoretical split loss.  
<sup>2</sup> Handling power applies to splitter mode and assumes ideal 50 Ohms impedance matching on all ports.

**Package #** 113LF

All Dimensions in inches (mm)

Tolerances: 2 PL. ±0.030 inch. (0.762mm)  
 3 PL. ±0.015 inch. (0.381mm)

A - 1.250 inch. (31.75 mm)  
 B - 1.250 inch. (31.75 mm)  
 C - 0.750 inch. (19.05 mm)  
 D - 0.375 inch. (9.525 mm)  
 E - 1.000 inch. (25.4 mm)  
 F - 1.000 inch. (25.4 mm)  
 G - ∅0.136 inch. (3.45 mm)  
 H - 0.625 inch. (15.875 mm)  
 I - 0.625 inch. (15.875 mm)

PORT CONFIGURATION	
Input	Output
1	2,3,4

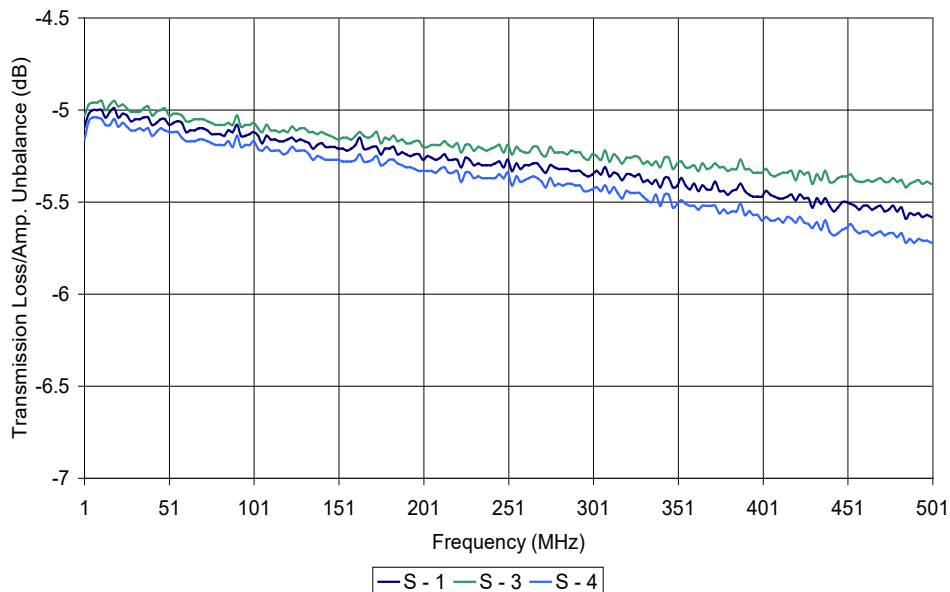
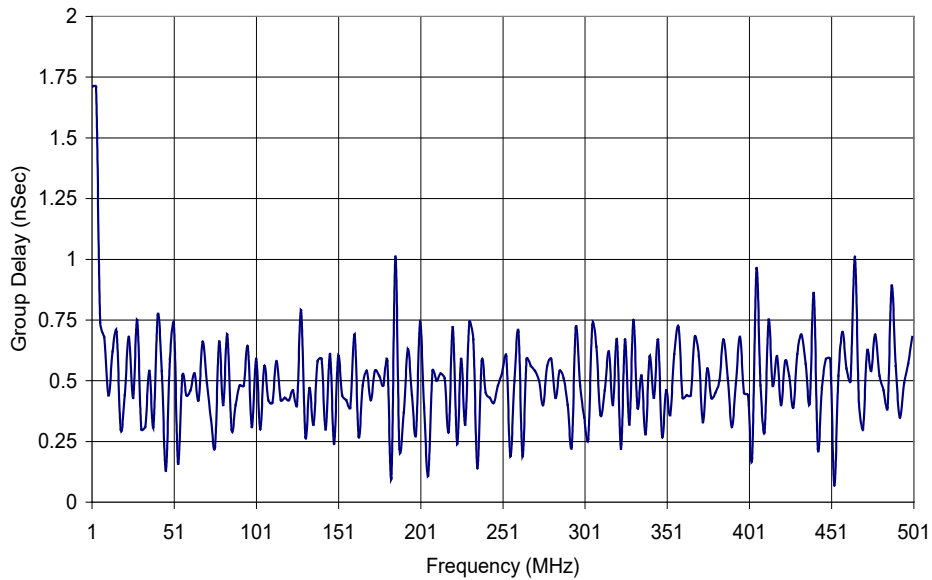
# 3-WAY POWER DIVIDER

## CONNECTORIZED MODEL: DCK-7J2S

WIDE BANDWIDTH

1 - 500 MHz

PERFORMANCE PLOTS



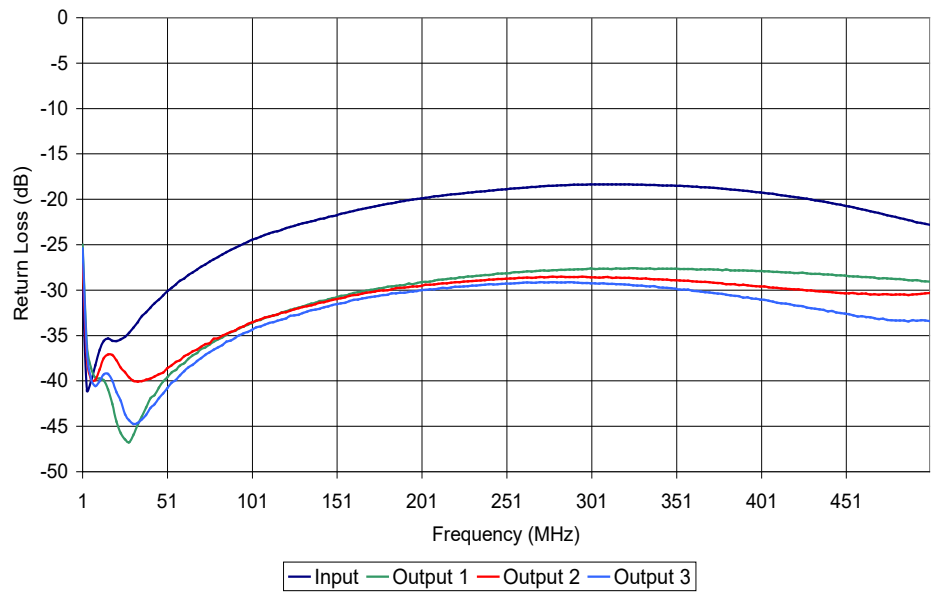
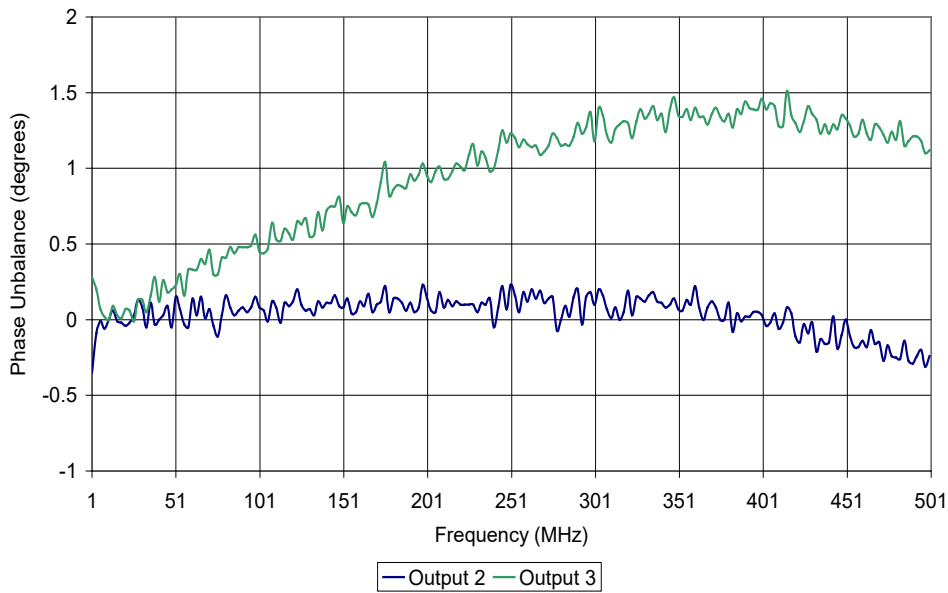
# 3-WAY POWER DIVIDER

## CONNECTORIZED MODEL: DCK-7J2S

WIDE BANDWIDTH

1 - 500 MHz

PERFORMANCE PLOTS

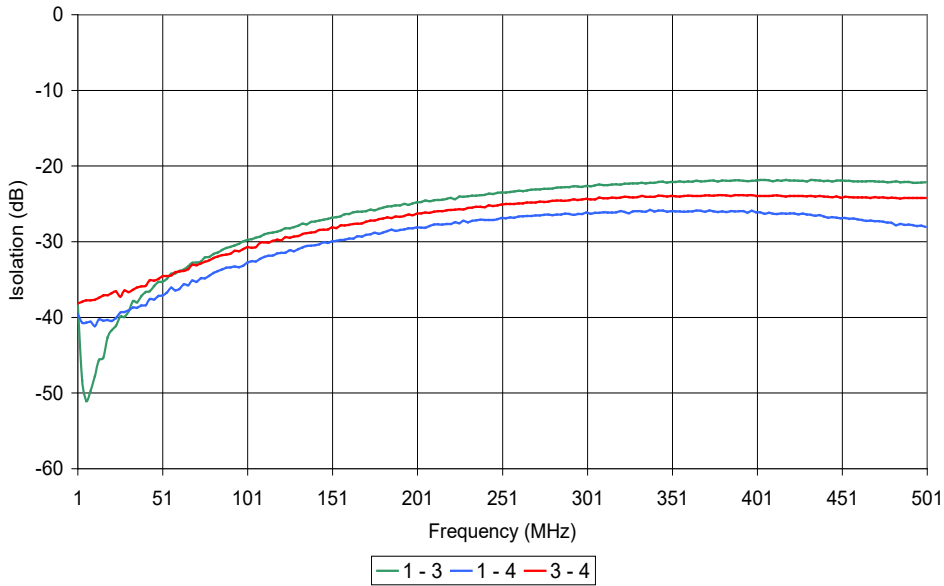


# 3-WAY POWER DIVIDER

## CONNECTORIZED MODEL: DCK-7J2S

WIDE BANDWIDTH

1 - 500 MHz



PERFORMANCE PLOTS