

# 4-WAY POWER DIVIDER

## SURFACE MOUNT MODEL: M4D3040

**WIDE BANDWIDTH**

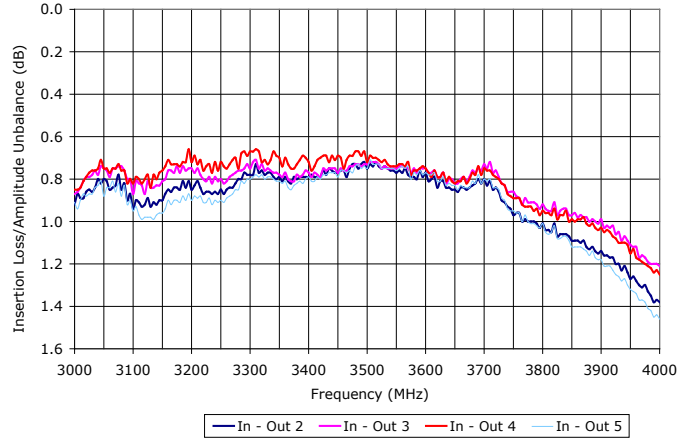
**3000 - 4000 MHz**

**FEATURES:**

- ▶ Excellent Performance
- ▶ Wide Bandwidth
- ▶ Small Size, Surface Mount
- ▶ Moderate Power
- ▶ Lead Free RoHS Compliant
- ▶ Patented REL-PRO® Technology

**APPLICATIONS:**

- ▶ Signal Splitting & Low Power Combining



**SPECIFICATIONS**

Frequency	3000 - 4000 MHz	
Insertion Loss (dB) *	Typ.	Max.
	1.0	1.7
Isolation (dB)	Typ.	Min.
	20	15
Phase Unbalance	Typ.	Max.
	4.0°	8.0°
Amplitude Unbalance (dB)	Typ.	Max.
	0.2	0.5
Input Power **	1 Watt (Max.)	
VSWR	1.3:1 (Typ.)	
Impedance	50 Ohms (Nom.)	
Operating Temperature Range	-40 to +85 °C	
* Above 6.0 dB theoretical split loss.		
** Handling power applies to splitter mode and assumes ideal 50 Ohms impedance matching on all ports.		

**Package #** 358

REL-PRO® Patent No. 7,612,296

**PIN-OUTS**  
 PIN 1 = INPUT  
 PIN 2,3,4,5 = OUTPUTS  
 ALL OTHER PINS GND

HATCHED AREA IS MASKING

RECOMMENDED PCB LAYOUT

TOLERANCES ON THREE DECIMAL PLACES = ± 0.015

PACKAGE MOUNTING: SEE APPLICATION NOTE AN7200 & AN7301

PORT CONFIGURATION		
Input	Output	GND
1	2,3,4,5	All Others

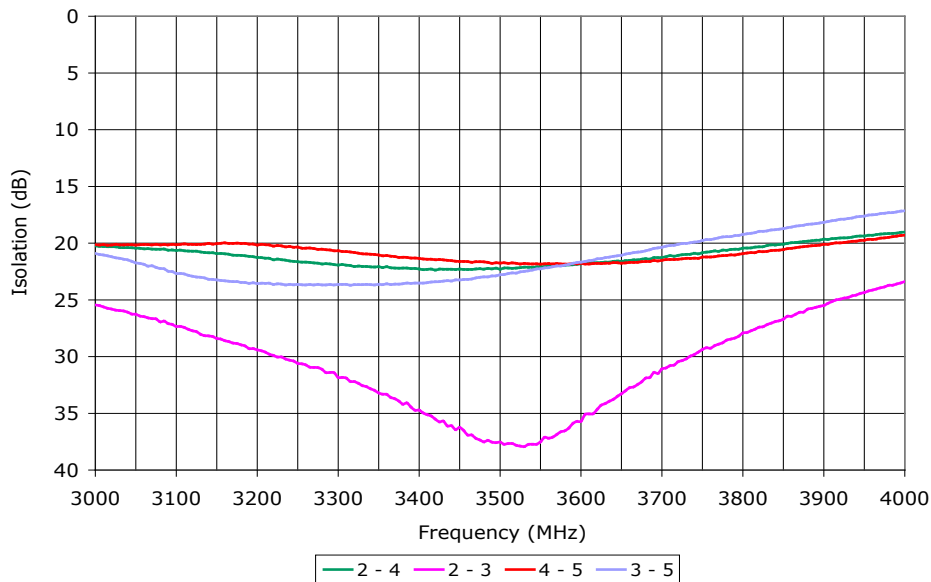
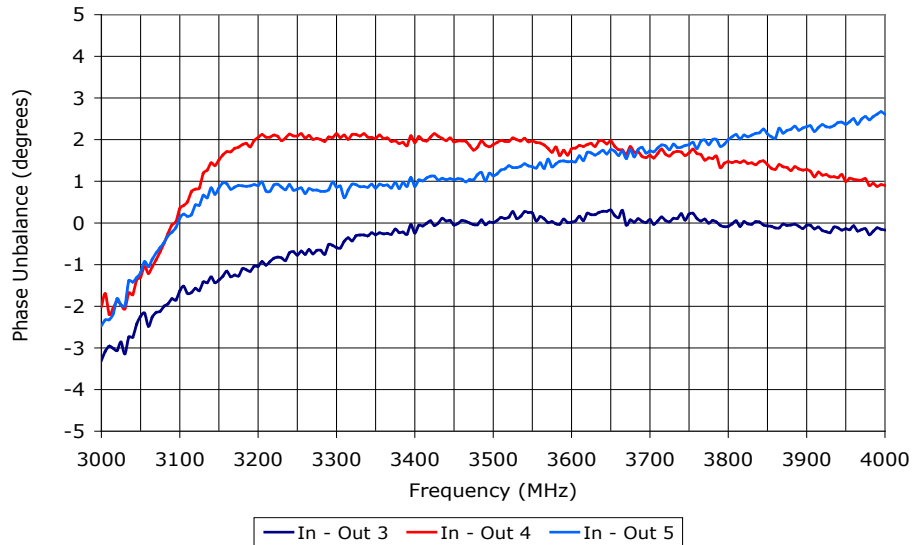
# 4-WAY POWER DIVIDER

## SURFACE MOUNT MODEL: M4D3040

WIDE BANDWIDTH

3000 - 4000 MHz

DATA @ 25°C



PERFORMANCE PLOTS

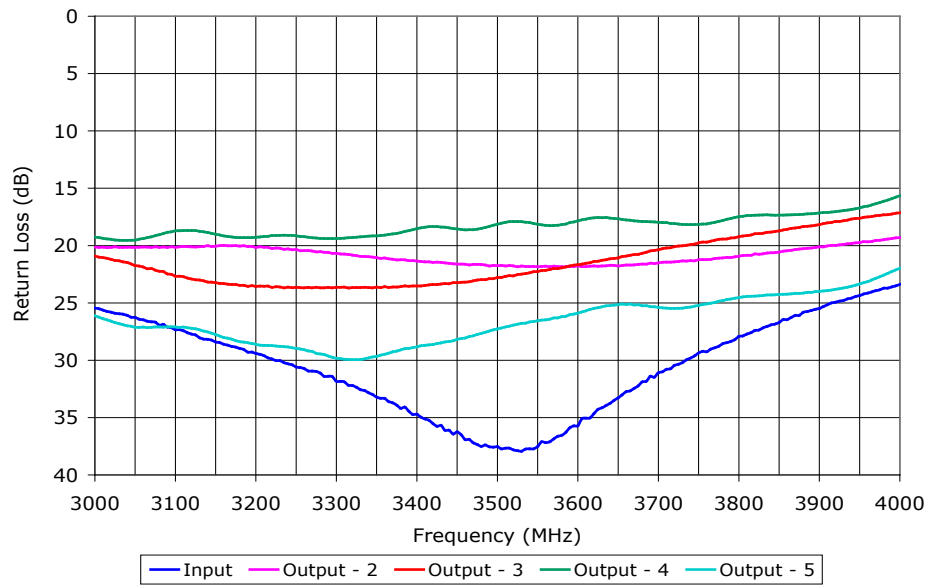
# 4-WAY POWER DIVIDER

## SURFACE MOUNT MODEL: M4D3040

WIDE BANDWIDTH

3000 - 4000 MHz

DATA @ 25°C



PERFORMANCE PLOTS