

2-WAY POWER DIVIDER

SYNSTRIP® MODEL: S2D2025

OPTIMIZED BANDWIDTH

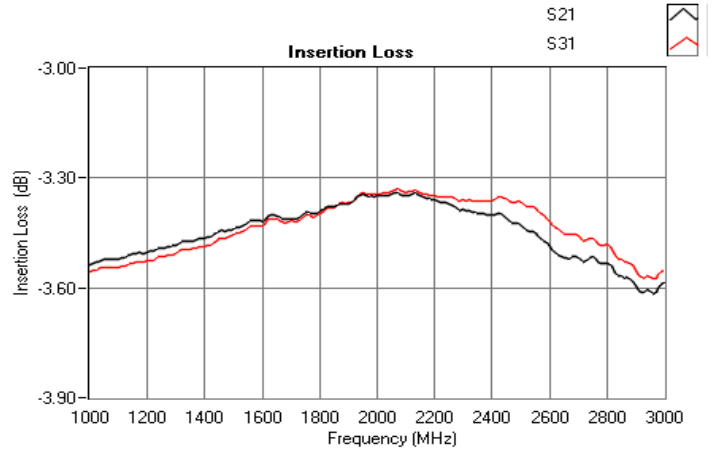
2000 - 2500 MHz

FEATURES:

- ▶ SYNSTRIP™ Technology
- ▶ Small Size, Surface Mount
- ▶ Optimum Performance

APPLICATIONS:

- ▶ Signal Splitting & Low Power Combining
- ▶ CDMA-2000, ISM Band



SPECIFICATIONS

Frequency	2000 - 2500 MHz	
Insertion Loss (dB)	Typ.	Max.
	0.3	0.4
Isolation (dB)	Typ.	Min.
	25	18
Phase Unbalance (Deg.)	Typ.	Max.
	1.0°	2.0°
Amplitude Unbalance (dB)	Typ.	Max.
	±0.2	±0.4
VSWR	Typ.	Max.
	1.3:1	1.4:1
Input Power ¹	10 Watt (Max.)	
Impedance	50 Ohms (Nom.)	
Operating Temperature Range	-30 to +70 °C	

¹ With mismatch of 1.2:1 or less

Package # 246

Port Configuration

Input	Output	Ground
1	2,3	All Other

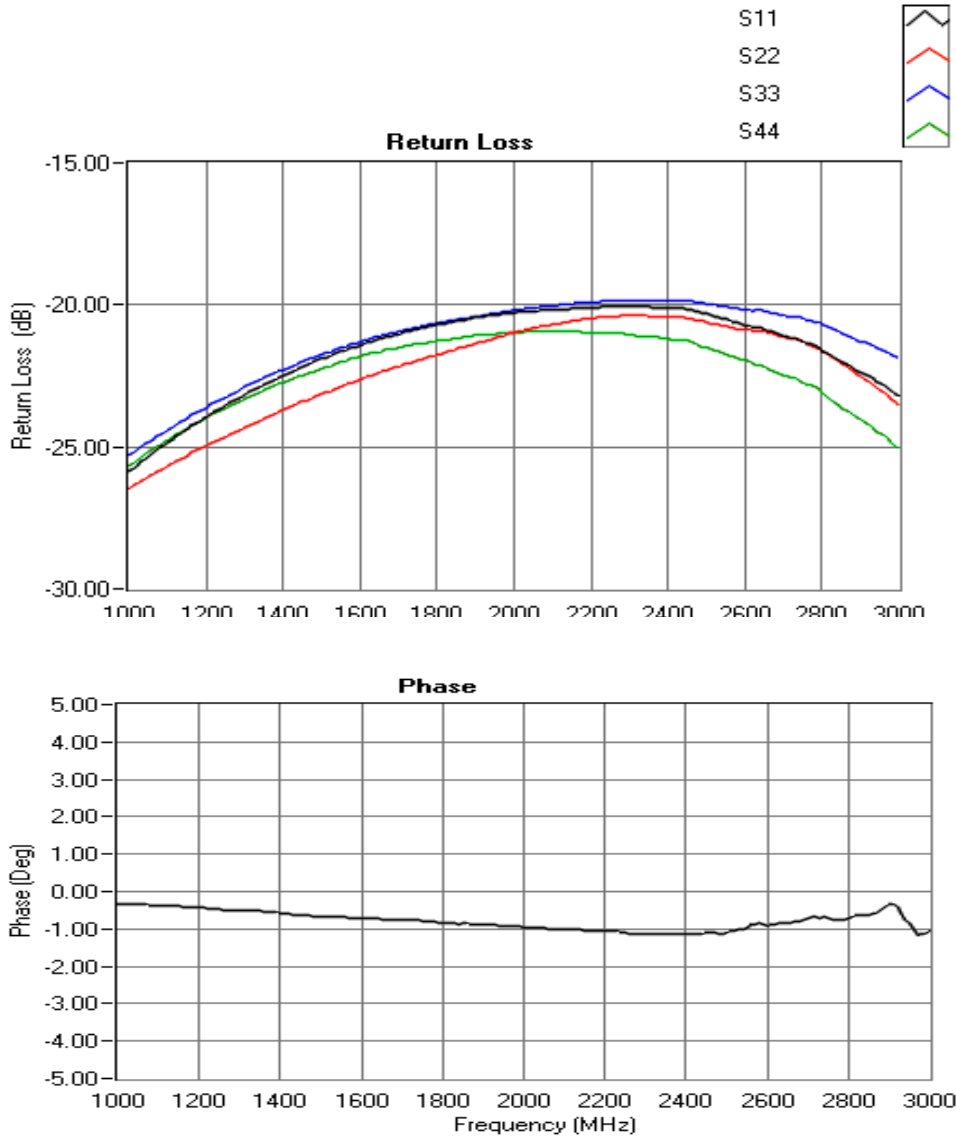
2-WAY POWER DIVIDER

SYNSTRIP® MODEL: S2D2025

OPTIMIZED BANDWIDTH

2000 - 2500 MHz

PERFORMANCE PLOTS



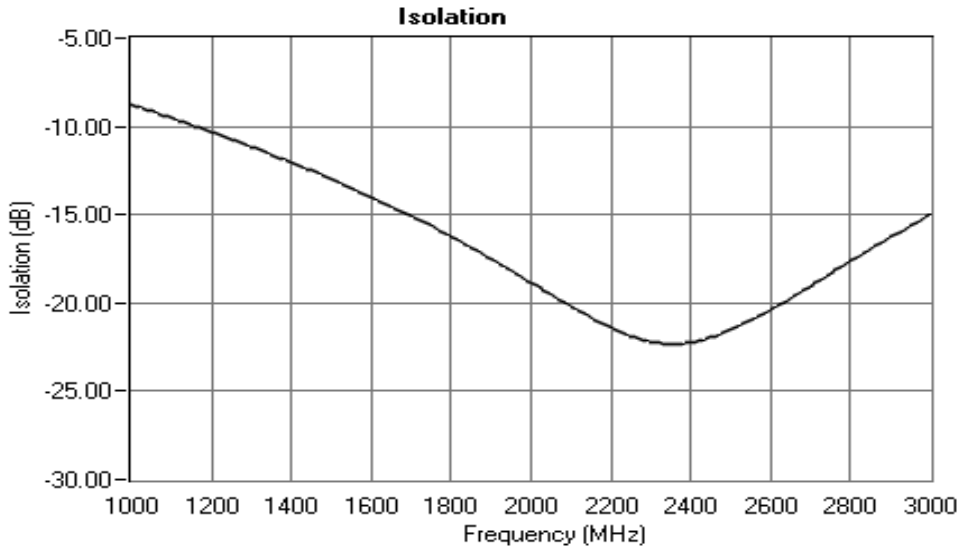
2-WAY POWER DIVIDER

SYNSTRIIP® MODEL: S2D2025

OPTIMIZED BANDWIDTH

2000 - 2500 MHz

PERFORMANCE PLOTS



2-WAY POWER DIVIDER

SYNSTRIIP® MODEL: S2D2025

OPTIMIZED BANDWIDTH

2000 - 2500 MHz

PERFORMANCE PLOTS

