

2-WAY POWER DIVIDER

SURFACE MOUNT MODEL: SD2200

WIDE BANDWIDTH

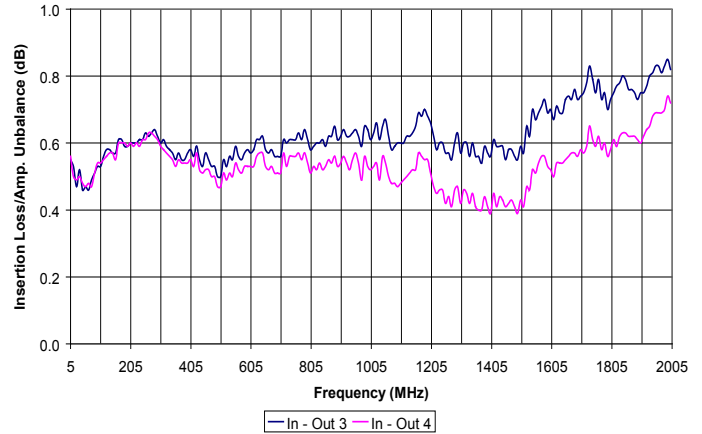
5 - 2000 MHz

FEATURES:

- ▶ Excellent Performance
- ▶ Wide Bandwidth
- ▶ Small Size, Surface Mount
- ▶ Moderate Power
- ▶ Lead Free RoHS Compliant

APPLICATIONS:

- ▶ Signal Splitting & Low Power Combining



SPECIFICATIONS (Rev. B 12/13/06)

Frequency	5 - 2000 MHz		
Insertion Loss*	Freq. (MHz)	dB (Typ.)	dB (Max.)
	5-200	0.4	0.8
	200-1000	0.7	1.0
	1000-2000	0.8	1.5
Isolation	Freq. (MHz)	dB (Typ.)	dB (Min.)
	5-200	18	15
	200-1000	18	15
	1000-2000	18	15
Phase Unbalance	Freq. (MHz)	Degrees (Max.)	
	5-200	2	
	200-1000	3	
	1000-2000	5	
Amplitude Unbalance	Freq. (MHz)	dB (Max.)	
	5-200	0.2	
	200-1000	0.3	
	1000-2000	0.7	
Input Power Rating	1 Watt (Max.)		
Output Impedance	50 Ohms (Nom.)		
Operating Temperature Range	-40 to +85 °C		
* Above the 3 dB theoretical split loss			

Package # 134LP

PORT CONFIGURATION		
Input	Output	Ground
6	3,4	1,2,5

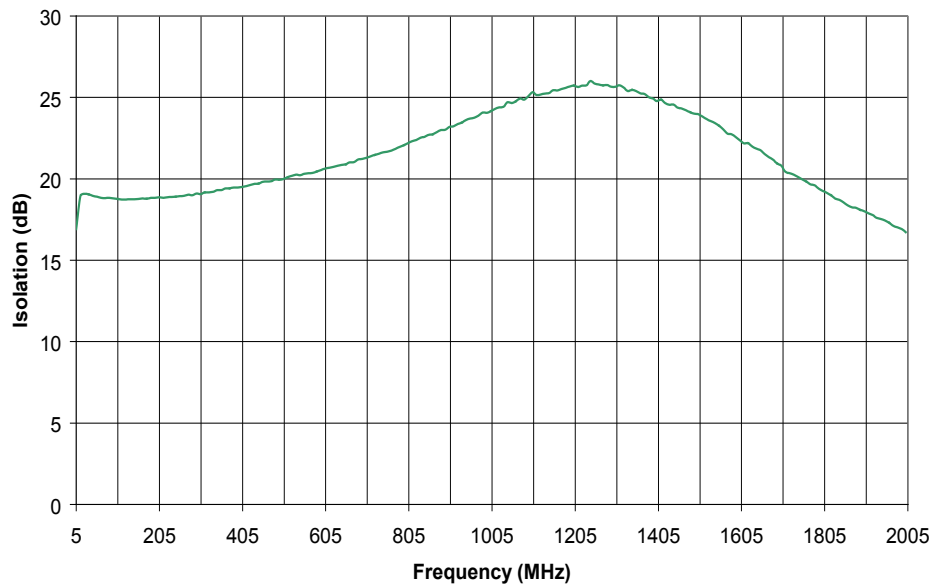
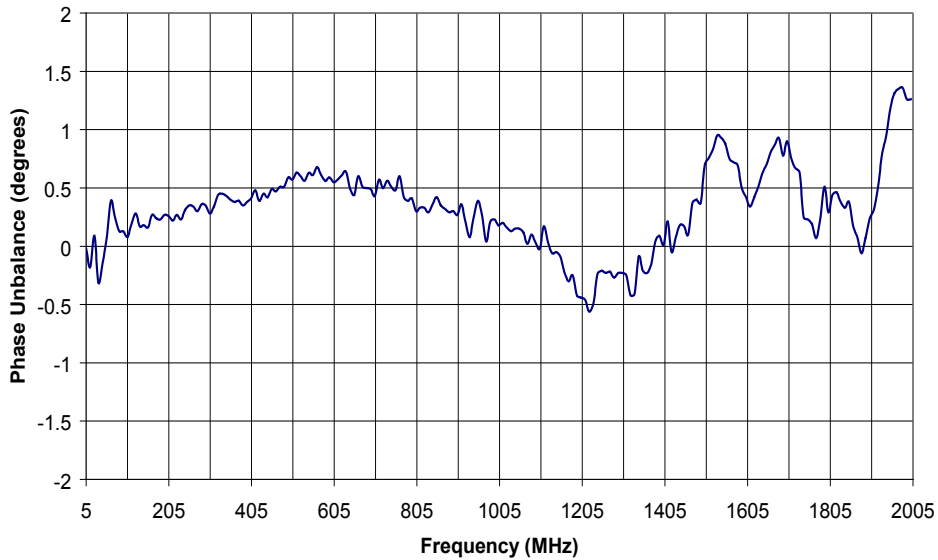
2-WAY POWER DIVIDER

SURFACE MOUNT MODEL: SD2200

WIDE BANDWIDTH

5 - 2000 MHz

PERFORMANCE PLOTS



2-WAY POWER DIVIDER

SURFACE MOUNT MODEL: SD2200

WIDE BANDWIDTH

5 - 2000 MHz

PERFORMANCE PLOTS

