

3-WAY POWER DIVIDER

SURFACE MOUNT MODEL: SDL-110

WIDE BANDWIDTH

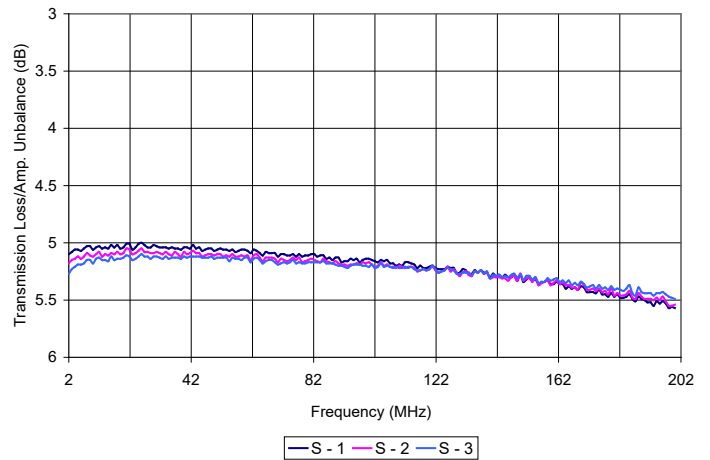

2 - 200 MHz

FEATURES:

- ▶ Excellent Performance
- ▶ Wide Bandwidth
- ▶ Small Size, Surface Mount
- ▶ Moderate Power
- ▶ REL-PRO® Patented Technology
- ▶ Lead Free RoHS Compliant

APPLICATIONS:

- ▶ Signal Splitting & Low Power Combining



SPECIFICATIONS (Rev. F 09/18/18)

Frequency	2 - 200 MHz		
Insertion Loss (dB) ¹	Freq. (MHz)	Typ.	Max.
	2-20	0.6	0.8
	20-100	0.4	0.7
	100-200	0.7	1.0
Isolation (dB)	Freq. (MHz)	Typ.	Min.
	2-20	40	23
	20-100	32	23
	100-200	32	23
Phase Unbalance	Freq. (MHz)	Deg. (Max.)	
	2-20	3	
	20-100	3	
	100-200	3	
Amplitude Unbalance	Freq. (MHz)	dB (Max.)	
	2-20	0.4	
	20-100	0.3	
	100-200	0.4	
Input Power ²	1 Watt (Max.)		
VSWR	1.8:1 (Typ.)		
Impedance	50 Ohms (Nom.)		
Operating Temperature Range	-40 to +85 °C		

¹ Insertion loss is above the theoretical 4.8 dB splitting loss.
² Handling power applies to splitter mode and assumes ideal 50 Ohms impedance matching on all ports.

Package # 159LF

REL-PRO® PATENT NO. 7,612,296

TOLERANCES ON THREE DECIMAL PLACES = ± 0.015
 PACKAGE MOUNTING: SEE APPLICATION NOTES AN7200 & AN7301

Port Configuration		
Input	Output	Ext. GND
6	1,3,4	2,5

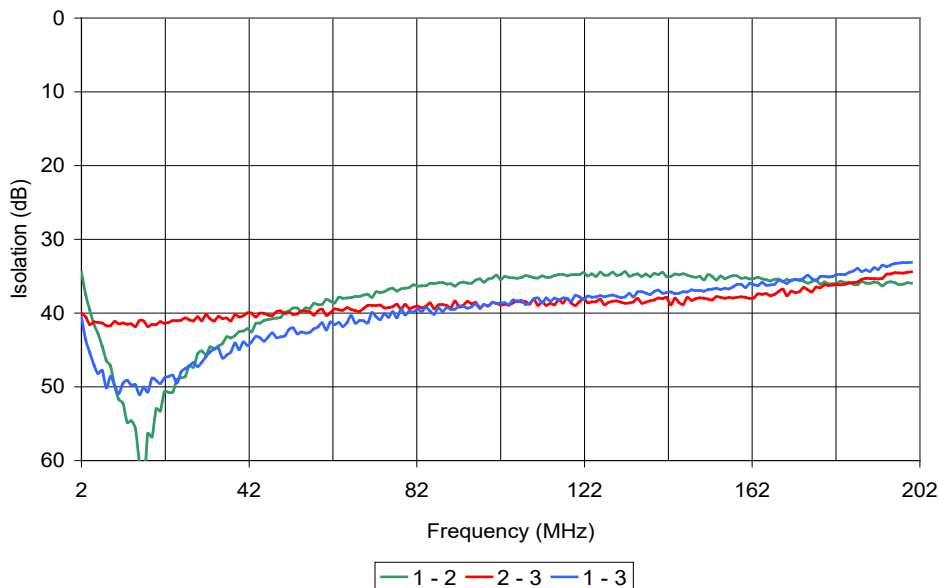
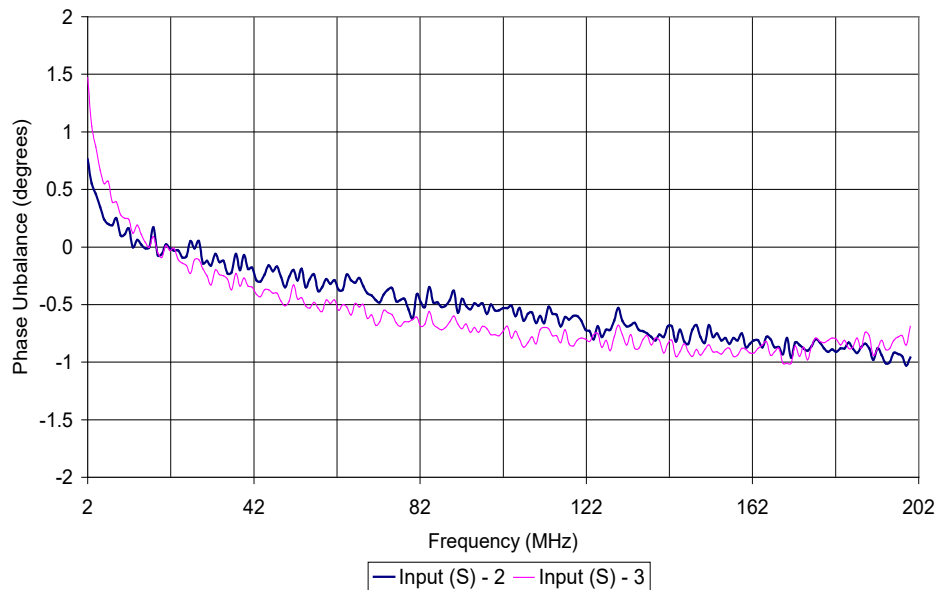
3-WAY POWER DIVIDER

SURFACE MOUNT MODEL: SDL-110

WIDE BANDWIDTH

2 - 200 MHz

PERFORMANCE PLOTS



3-WAY POWER DIVIDER

SURFACE MOUNT MODEL: SDL-110

WIDE BANDWIDTH

2 - 200 MHz

PERFORMANCE PLOTS

