

# VOLTAGE CONTROLLED OSCILLATOR

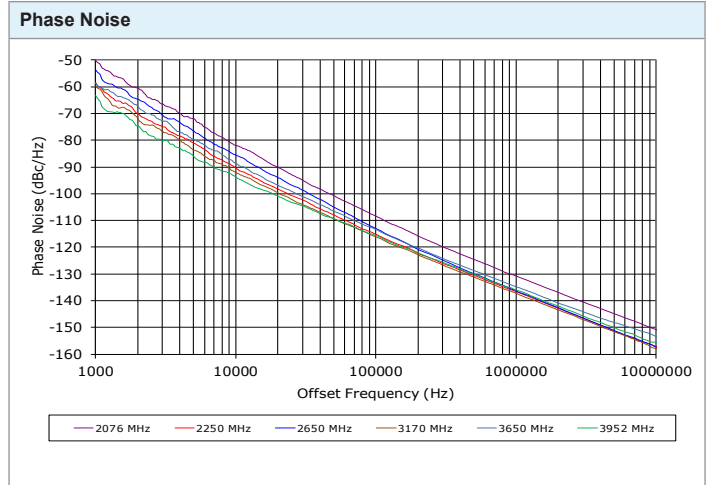

## SURFACE MOUNT MODEL: DCYS200400P-5

YIG Replacement Series

2000 - 4000 MHz

**FEATURES:**

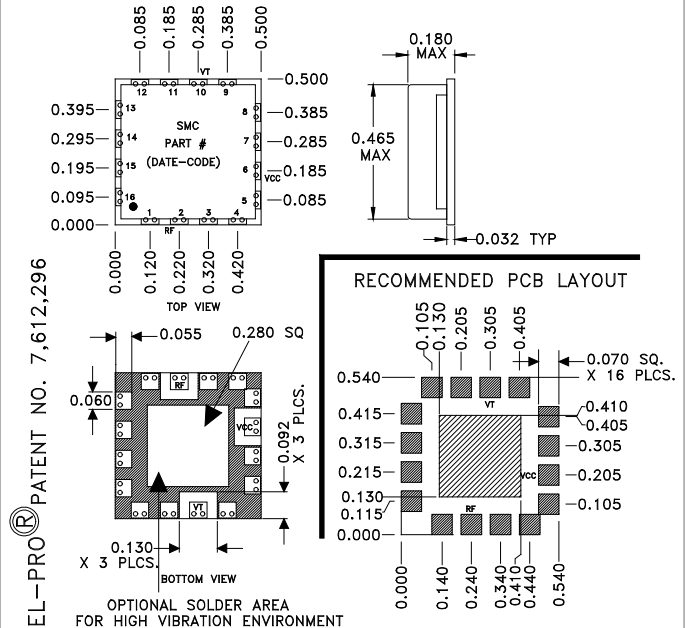
- ▶ Exceptional Phase Noise Performance
- ▶ Small Size, Surface Mount
- ▶ Lead Free REL-PRO® Technology
- ▶ Buffered Output



**SPECIFICATIONS (Rev. D 02/19/20)**

Frequency	2000 - 4000 MHz
Tuning Voltage (Full Band)	See table below.
Bias Voltage	+5 VDC @ 60 mA (Max.)
Output Power	0 dBm (Min.)
Tuning Sensitivity	90 - 270 MHz/V (Typ.)
Output Impedance	50 Ohms (Nom.)
Harmonic Suppression	10 dB (Typ.)
Frequency Pulling	4 MHz (Typ. @ 1.75:1 VSWR)
Frequency Pushing	4 MHz/V (Typ.)
Tuning Port Capacitance	78 pF (Typ.)
Phase Noise @ 10 kHz	-85 dBc/Hz (Typ.)
Operating Temperature Range	-40 to +85 °C

Package # 278LF




**Guaranteed Tuning Specifications**

Tuning Voltage ( V )	Frequency ( MHz )
0.5	2000 (Max.)
5	2300 (Min.)
8	3000 (Min.)
12	3450 (Min.)
18	4000 (Min.)

**Absolute Maximum Ratings**

Storage Temp. Range	-55 to +125 °C
Bias Voltage	+5.5 V
Tuning Voltage	+19 V
DC Voltage Applied to RF Out	± 25 V

Copyright © Synergy Microwave Corporation  
 201 McLean Boulevard • Paterson, New Jersey 07504 USA  
 Tel: (973) 881-8800 • Fax: (973) 881-8361  
 E-Mail: sales@synergymwave.com • Website: http://www.synergymwave.com  
 Patents : http://www.synergymwave.com/patents



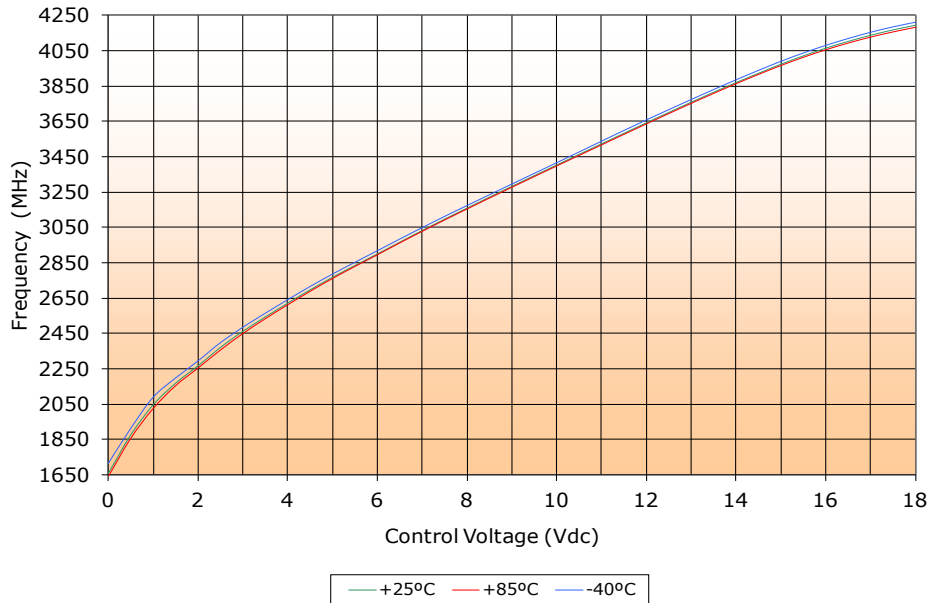
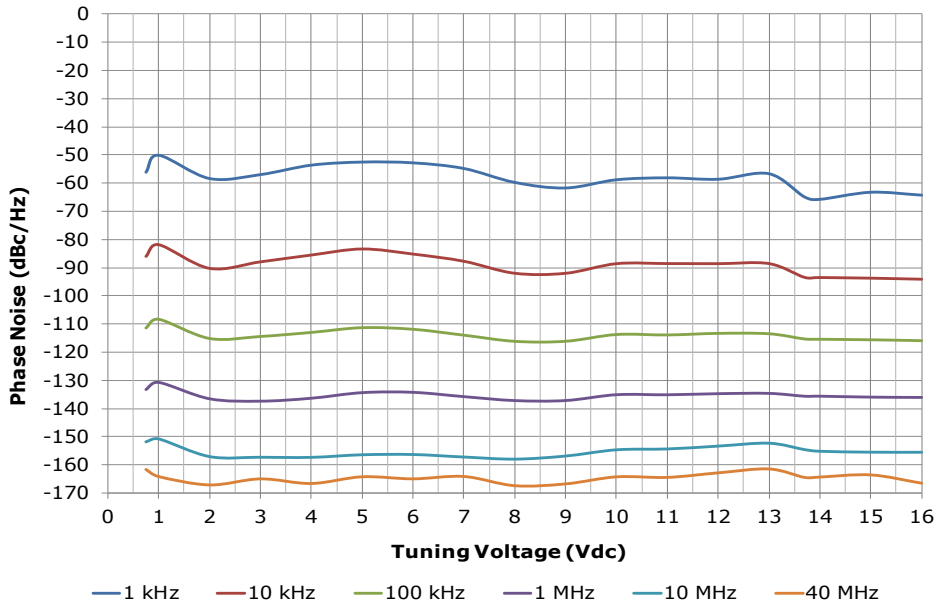
# VOLTAGE CONTROLLED OSCILLATOR

## SURFACE MOUNT MODEL: DCYS200400P-5

YIG Replacement Series

2000 - 4000 MHz

PERFORMANCE PLOTS



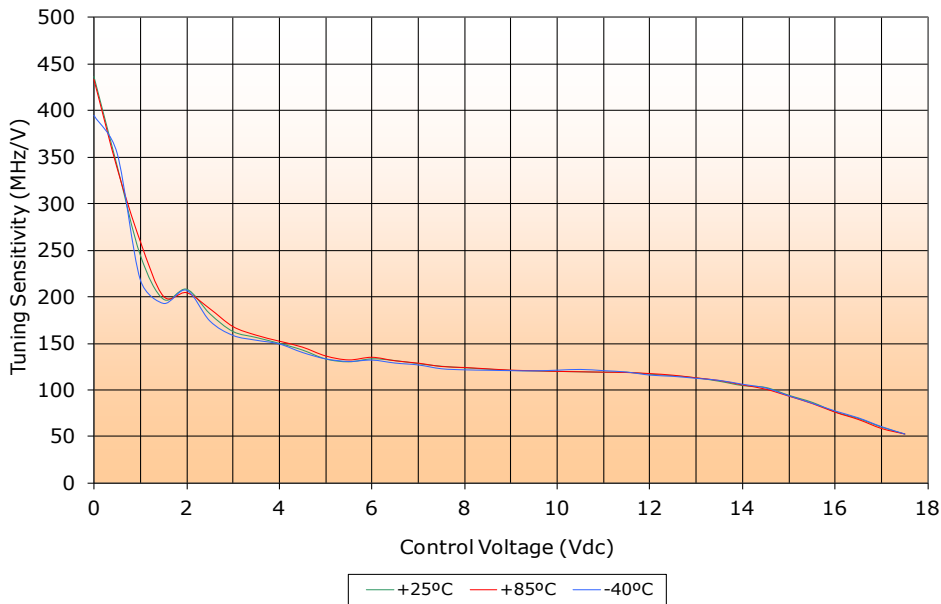
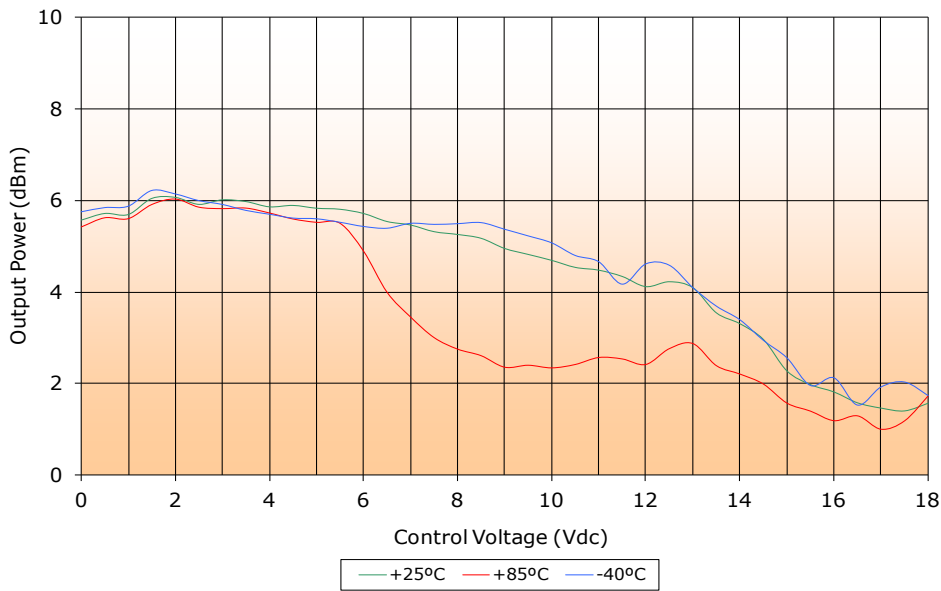
# VOLTAGE CONTROLLED OSCILLATOR

## SURFACE MOUNT MODEL: DCYS200400P-5

YIG Replacement Series

2000 - 4000 MHz

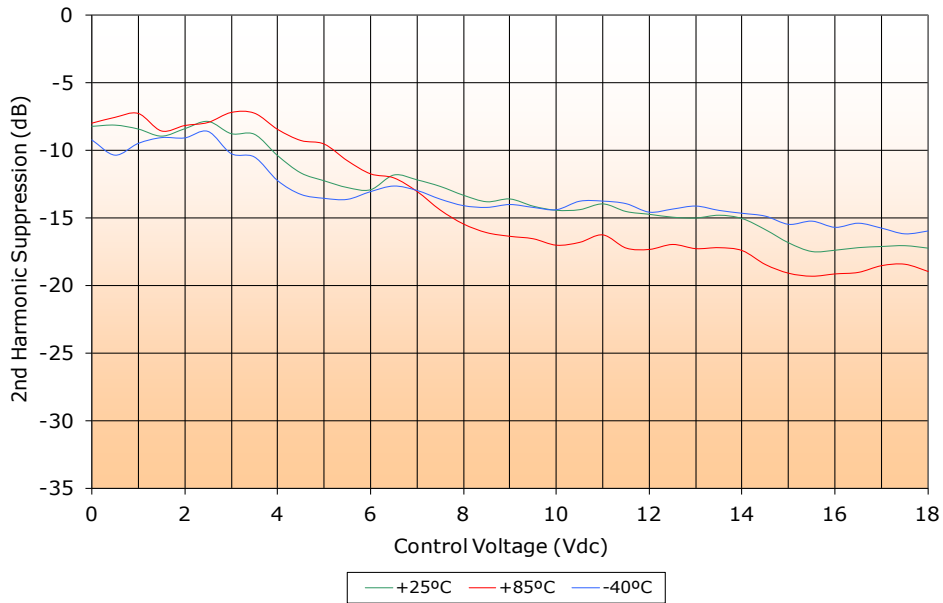
PERFORMANCE PLOTS



# VOLTAGE CONTROLLED OSCILLATOR SURFACE MOUNT MODEL: DCYS200400P-5

YIG Replacement Series

2000 - 4000 MHz



PERFORMANCE PLOTS